



SILIGURI TEA AUCTION COMMITTEE

MALLAGURI : P.O. PRADHANNAGAR : SILIGURI-734 003 : DIST. DARJEELING

TEA MARKET REPORT

SALE NO -14

SALE DATE 30.04.2020

OFFERING: CTC: 15,274 Pkgs, DUST: 1,273 Pkgs, TOTAL: 16,547 Pkgs

LEAF: GOOD DEMAND.

GOOD LIQUORING TEAS WERE STEADY. OTHERS IRREGULARLY EASIER
 MAJOR BLENDER AND INTERNAL BUYERS OPERATED.

DUST: GOOD DEMAND.

INTERNAL BUYERS OPERATED.

* [Please visit STAC web portal 'www.siliguriteaauctioncenter.com' for post auction report of
 Seller wise and grade wise quantity sold and average price of current sale.]

SILIGURI SALES - QUANTITY AND AVERAGE PRICES

PROVISIONALSALE 14/ 2020

SALE 14 /2019

Held on 30th April, 2020

Held on 03rd April, 2019

CATEGORY	Sold qty.(kg)	AVG.	Last week Sale-08		Sold qty.(kg)	AVG.	Last week Sale-13
CTC	438,952.6	203.93	132.62		921,647.2	153.21	128.46
ORTH	X	X	X		X	X	X
DARJ	X	X	X		X	X	X
GREEN	X	X	X		X	X	X
DUST	39,276.0	207.82	111.17		84,259.2	147.54	120.59
TOTAL	478,228.6	204.25	129.50		1,005,906.4	152.73	127.52

FRESH TEA ARRIVALS: (IN PKGS.)

YEAR	SALE NO	CLOSED ON	SALE DATE	CTC	ORTH	GREEN	DUST	TOTAL
2020	14	14.03.20	30.04.20	14,174	X	X	1,120	15,294
2019	14	14.03.19	03.04.19	27,444	X	X	3,110	39,188
2020	15	20.03.20	09.05.20	27,547	X	X	3,206	30,753
2019	15	21.03.19	10.04.19	52,493	X	X	5,193	57,686

CUMULATIVE FRESH TEA ARRIVALS (IN PACKAGE)

SEASON 2019-2020 SALE NO. 14/2020 To 15/2020 – 46,047 PACKAGES

SEASON 2018-2019 SALE NO. 14/2019 To 15/2019 – 86,874 PACKAGES

DATE WISE ARRIVAL

DATE	2019/20	2018/19
22/03	nil	2,573
23/03	nil	34,726
24/03	nil	Sunday
25/03	nil	546
26/03	nil	409
27/03	nil	1,267
28/03	nil	4,738
29/03	nil	43,150
30/03	nil	3,388
31/03	nil	Sunday

05.05.2020

Secretary



SILIGURI TEA AUCTION COMMITTEE

MALLAGURI | P.O. PRADHANNAGAR | SILIGURI-734 003 | DIST. DARJEELING

TEA MARKET REPORT

SALE NO -15

SALE DATE 09.05.2020

OFFERING: CTC: 30,149 Pkgs, DUST: 3,438 Pkgs, TOTAL: 33,587 Pkgs

LEAF: GOOD DEMAND.
 GOOD LIQUORING TEAS WERE STEADY. OTHERS IRREGULARLY EASIER
 MAJOR BLENDER AND INTERNAL BUYERS OPERATED.

DUST: GOOD DEMAND.
 INTERNAL BUYERS OPERATED.

* [Please visit STAC web portal 'www.siliguriteaauctioncenter.com' for post auction report of Seller wise and grade wise quantity sold and average price of current sale.]

SILIGURI SALES - QUANTITY AND AVERAGE PRICES

PROVISIONAL SALE 15/ 2020

SALE 15 /2019

Held on 09th May, 2020

Held on 10th April, 2019

CATEGORY	Sold qty.(kg)	AVG.	Last week Sale-14		Sold qty.(kg)	AVG.	Last week Sale-14
CTC	801,092.6	211.81	203.93		1,194,322.8	160.52	153.21
ORTH	X	X	X		X	X	X
DARJ	X	X	X		X	X	X
GREEN	X	X	X		X	X	X
DUST	101,821.0	187.36	207.82		127,696.3	149.57	147.54
TOTAL	902,913.6	209.05	204.25		1,322,019.1	159.46	152.73

FRESH TEA ARRIVALS: (IN PKGS.)

YEAR	SALE NO	CLOSED ON	SALE DATE	CTC	ORTH	GREEN	DUST	TOTAL
2020	15	20.03.20	09.05.20	27,547	X	X	3,206	30,753
2019	15	21.03.19	10.04.19	52,493	X	X	5,193	57,686
2020	19	25.04.20	15.05.20	74,685	X	X	11,539	86,224
2019	19	20.04.19	09.05.19	44,144	X	X	7,083	51,227

CUMULATIVE FRESH TEA ARRIVALS (IN PACKAGE)

SEASON 2019-2020 SALE NO. 14/2020 To 19/2020 – 1,32,271 PACKAGES

SEASON 2018-2019 SALE NO. 14/2019 To 19/2019 – 3,40,592 PACKAGES

DATE WISE ARRIVAL

DATE	2019/20	2018/19
01/04	nil	Holiday
02/04	nil	441
03/04	nil	3,779
04/04	nil	5,949
05/04	nil	58,794
06/04	nil	2,148
07/04	nil	Sunday
08/04	nil	482
09/04	nil	3,515
10/04	nil	6,504

12.05.2020

Secretary



SILIGURI TEA AUCTION COMMITTEE

MALLAGURI | P.O. PRADHANNAGAR | SILIGURI-734 003 | DIST. DARJEELING

TEA MARKET REPORT

SALE NO -19

SALE DATE 15.05.2020

OFFERING: CTC: 74,585 Pkgs, DUST: 12,644 Pkgs, TOTAL: 87,229 Pkgs

LEAF: GOOD DEMAND.
 GOOD LIQUORING TEAS WERE STEADY. OTHERS IRREGULARLY EASIER
 MAJOR BLENDER AND INTERNAL BUYERS OPERATED.

DUST: GOOD DEMAND.
 INTERNAL BUYERS OPERATED.

* [Please visit STAC web portal 'www.siliguriteaauctioncenter.com' for post auction report of Seller wise and grade wise quantity sold and average price of current sale.]

SILIGURI SALES - QUANTITY AND AVERAGE PRICES

PROVISIONALSALE 19/ 2020

SALE 19 /2019

Held on 15th May, 2020

Held on 08th May, 2019

CATEGORY	Sold qty.(kg)	AVG.	Last week Sale-15		Sold qty.(kg)	AVG.	Last week Sale-18
CTC	1,824,524.0	189.35	211.81		1,374,028.2	151.34	149.28
ORTH	X	X	X		X	X	X
DARJ	X	X	X		X	X	X
GREEN	X	X	X		X	X	X
DUST	259,429.6	183.63	187.36		200,257.9	139.28	139.60
TOTAL	2,083,953.6	188.64	209.05		1,574,286.1	149.80	148.18

FRESH TEA ARRIVALS: (IN PKGS.)

YEAR	SALE NO	CLOSED ON	SALE DATE	CTC	ORTH	GREEN	DUST	TOTAL
2020	20	02.05.20	22.05.20	40,116	X	X	6,604	46,720
2019	20	27.04.19	15.05.19	44,791	X	X	6,558	51,349
2020	21	09.05.20	28.05.20	38,298	X	X	5,422	43,720
2019	21	03.05.19	22.05.19	54,195	X	X	7,162	61,357

CUMULATIVE FRESH TEA ARRIVALS (IN PACKAGE)

SEASON 2019-2020 SALE NO. 14/2020 To 21/2020 – 2,22,711 PACKAGES

SEASON 2018-2019 SALE NO. 14/2019 To 21/2019 – 4,53,298 PACKAGES

DATE WISE ARRIVAL

DATE	2020/21	2019/20
11/04	Nil	6,130
12/04	Sunday	12,778
13/04	Nil	36,346
14/04	Holiday	SUNDAY
15/04	Nil	HOLIDAY
16/04	Nil	464
17/04	Nil	5,856
18/04	Nil	HOLIDAY
19/04	Sunday	HOLIDAY
20/04	Nil	30,761

DATE WISE ARRIVAL

DATE	2020/21	2019/20
21/04	Nil	SUNDAY
22/04	Nil	667
23/04	Nil	341
24/04	Nil	797
25/04	17,446	15,305
26/04	51,441	16,995
27/04	17,597	25,688
28/04	2,314	Sunday
29/04	1,359	447
30/04	6,018	389

19.05.2020


Secretary



SILIGURI TEA AUCTION COMMITTEE

MALLAGURI | P.O. PRADHANNAGAR | SILIGURI-734 003 | DIST. DARJEELING

TEA MARKET REPORT

SALE NO -20

SALE DATE 22.05.2020

OFFERING: CTC: 74,585 Pkgs, DUST: 12,644 Pkgs, TOTAL: 87,229 Pkgs

LEAF: GOOD DEMAND.

GOOD LIQUORING TEAS WERE STEADY. OTHERS IRREGULARLY EASIER

MAJOR BLENDER AND INTERNAL BUYERS OPERATED.

DUST: GOOD DEMAND.

INTERNAL BUYERS OPERATED.

* [Please visit STAC web portal 'www.siliguriteaauctioncenter.com' for post auction report of Seller wise and grade wise quantity sold and average price of current sale.]

SILIGURI SALES - QUANTITY AND AVERAGE PRICES

PROVISIONALSALE 20/2020

Held on 22nd May, 2020

SALE 20/2019

Held on 15th May, 2019

CATEGORY	Sold qty.(kg)	AVG.	Last week Sale-19		Sold qty.(kg)	AVG.	Last week Sale-19
CTC	1,033,398.6	186.10	189.35		1,504,601.6	150.61	151.34
ORTH	X	X	X		X	X	X
DARJ	X	X	X		X	X	X
GREEN	X	X	X		X	X	X
DUST	187,650.7	172.88	183.63		178,996.9	133.59	139.28
TOTAL	1,221,049.3	184.07	188.64		1,683,598.5	148.80	149.80

FRESH TEA ARRIVALS: (IN PKGS.)

YEAR	SALE NO	CLOSED ON	SALE DATE	CTC	ORTH	GREEN	DUST	TOTAL
2020	21	09.05.20	28.05.20	38,298	X	X	5,422	43,720
2019	21	03.05.19	22.05.19	54,195	X	X	7,162	61,357
2020	22	15.05.20	03.06.20	44,189	X	X	6,034	50,224
2019	22	10.05.19	29.05.19	72,214	X	X	8,551	80,765

CUMULATIVE FRESH TEA ARRIVALS (IN PACKAGE)

SEASON 2019-2020 SALE NO. 14/2020 To 22/2020 – 2,72,935 PACKAGES

SEASON 2018-2019 SALE NO. 14/2019 To 22/2019 – 5,34,063 PACKAGES

DATE WISE ARRIVAL

DATE	2020/21	2019/20
01/05	holiday	Holiday
02/05	Nil	6,821
03/05	Sunday	40,825
04/05	150	425
05/05	1,189	Sunday
06/05	Nil	2,445
07/05	Holiday	1,946
08/05	Holiday	7,506
09/05	42,353	holiday
10/05	28	67,231

DATE WISE ARRIVAL

DATE	2020/21	2019/20
11/05	Nil	51,071
12/05	1,212	Sunday
13/05	3,148	1,501
14/05	5,422	1,420
15/05	40,226	1,275
16/05	25	29,683
17/05	sunday	51,377
18/05	191	Sunday
19/05	4,797	60,927
20/05	6,102	1,111

26.05.2020


Secretary



SILIGURI TEA AUCTION COMMITTEE

MALLAGURI | P.O. PRADHANNAGAR | SILIGURI-734 003 | DIST. DARJEELING

TEA MARKET REPORT

SALE NO -21

SALE DATE 29.05.2020

OFFERING: CTC: 40,471 Pkgs, DUST: 5,793 Pkgs, TOTAL: 46,264 Pkgs

LEAF: GOOD DEMAND.
 GOOD LIQUORING TEAS WERE STEADY. OTHERS IRREGULARLY EASIER
 MAJOR BLENDER AND INTERNAL BUYERS OPERATED.

DUST: GOOD DEMAND.
 INTERNAL BUYERS OPERATED.

* [Please visit STAC web portal 'www.siliguriteaauctioncenter.com' for post auction report of Seller wise and grade wise quantity sold and average price of current sale.]

SILIGURI SALES - QUANTITY AND AVERAGE PRICES

PROVISIONALSALE 21/ 2020

Held on 29th May, 2020

SALE 21/2019

Held on 22nd May, 2019

CATEGORY	Sold qty.(kg)	AVG.	Last week Sale-20		Sold qty.(kg)	AVG.	Last week Sale-20
CTC	1,150,665.8	187.09	186.10		1,664,477.0	148.74	150.61
ORTH	X	X	X		X	X	X
DARJ	X	X	X		X	X	X
GREEN	X	X	X		X	X	X
DUST	169,097.6	181.54	172.88		202,389.5	135.04	133.59
TOTAL	1,319,763.4	186.38	184.07		1,866,866.5	147.25	148.80

FRESH TEA ARRIVALS: (IN PKGS.)

YEAR	SALE NO	CLOSED ON	SALE DATE	CTC	ORTH	GREEN	DUST	TOTAL
2020	22	15.05.20	03.06.20	44,189	X	X	6,034	50,224
2019	22	10.05.19	29.05.19	72,214	X	X	8,551	80,765
2020	23	21.05.20	10.06.20	41,206	X	X	5,534	46,740
2019	23	17.05.19	06.06.19	90,696	X	X	10,655	1,01,371

CUMULATIVE FRESH TEA ARRIVALS (IN PACKAGE)

SEASON 2019-2020 SALE NO. 14/2020 To 23/2020 – 3,19,675 PACKAGES

SEASON 2018-2019 SALE NO. 14/2019 To 23/2019 – 6,35,434 PACKAGES


OFFERINGS: FRESH + REPRINT

2020	22	15.05.20	03.06.20	51,592	X	X	8,930	60,525
2019	22	10.05.19	29.05.19	73,016	X	X	8,198	81,214

DATE WISE ARRIVAL

DATE	2020/21	2019/20
21/05	24,169	920
22/05	11,672	6,606
23/05	Nil	9,282
24/05	Sunday	50,752
25/05	Holiday	42,874
26/05	4,052	Sunday
27/05	10,406	3,409
28/05	38,984	5,035
29/05	3,759	8,386
30/05	Nil	35,835
31/05	Sunday	54,003

01.06.2020


 Secretary



SILIGURI TEA AUCTION COMMITTEE

MALLAGURI | P.O. PRADHANNAGAR | SILIGURI-734 003 | DIST. DARJEELING

TEA MARKET REPORT

SALE NO -22

SALE DATE 04.06.2020

OFFERING: CTC: 51,592 Pkgs, DUST: 8,930 Pkgs, TOTAL: 60,522 Pkgs

LEAF: GOOD DEMAND.

GOOD LIQUORING TEAS WERE DEARER. OTHERS IRREGULARLY EASIER
 MAJOR BLENDER AND INTERNAL BUYERS OPERATED.

DUST: GOOD DEMAND.

INTERNAL BUYERS OPERATED.

* [Please visit STAC web portal 'www.siliguriteaauctioncenter.com' for post auction report of
 Seller wise and grade wise quantity sold and average price of current sale.]

SILIGURI SALES - QUANTITY AND AVERAGE PRICES

PROVISIONALSALE 22/ 2020

Held on 29th May, 2020

SALE 22 /2019

Held on 29th May, 2019

CATEGORY	Sold qty.(kg)	AVG.	Last week Sale-21		Sold qty.(kg)	AVG.	Last week Sale-21
CTC	1,449,198.6	206.28	187.09		1,876,445.2	151.03	148.74
ORTH	X	X	X		X	X	X
DARJ	X	X	X		X	X	X
GREEN	X	X	X		X	X	X
DUST	246,183.2	180.10	181.54		248,169.0	139.60	135.04
TOTAL	1,695,381.8	202.48	186.38		2,124,614.2	149.69	147.25

FRESH TEA ARRIVALS: (IN PKGS.)

YEAR	SALE NO	CLOSED ON	SALE DATE	CTC	ORTH	GREEN	DUST	TOTAL
2020	23	21.05.20	10.06.20	41,206	X	X	5,534	46,740
2019	23	17.05.19	06.06.19	90,696	X	X	10,655	1,01,371
2020	24	28.05.20	17.06.20	49,866	X	X	7,335	57,201
2019	24	24.05.19	13.06.19	86,195	X	X	10,060	96,255

CUMULATIVE FRESH TEA ARRIVALS (IN PACKAGE)

SEASON 2019-2020 SALE NO. 14/2020 To 24/2020 – 3,76,876 PACKAGES

SEASON 2018-2019 SALE NO. 14/2019 To 24/2019 – 7,31,689 PACKAGES

OFFERINGS: FRESH + REPRINT

2020	23	21.05.20	10.06.20	46,700	X	X	6,873	53,573
2019	23	17.05.19	06.06.19	95,623	X	X	13,147	1,08,770

DATE WISE ARRIVAL

DATE	2020/21	2019/20
01/06	6,236	1,741
02/06	4,793	Sunday
03/06	9,882	2,065
04/06	59,474	8,709
05/06	1,426	300
06/06	Nil	29,990
07/06	Sunday	61,405
08/06	5,702	835
09/06	12,041	Sunday
10/06	13,186	3,329
11/06	75,311	5,027

11.06.2020

Secretary



SILIGURI TEA AUCTION COMMITTEE

MALLAGURI | P.O. PRADHANNAGAR | SILIGURI-734 003 | DIST. DARJEELING

TEA MARKET REPORT

SALE NO -23

SALE DATE 11.06.2020

OFFERING: CTC: 46,700 Pkgs, DUST: 6,873 Pkgs, TOTAL: 53,573 Pkgs

LEAF: GOOD DEMAND.
 GOOD LIQUORING TEAS WERE DEARER. OTHERS IRREGULARLY EASIER
 MAJOR BLENDER AND INTERNAL BUYERS OPERATED.

DUST: GOOD DEMAND.
 INTERNAL BUYERS OPERATED.

* [Please visit STAC web portal 'www.siliguriteaauctioncenter.com' for post auction report of Seller wise and grade wise quantity sold and average price of current sale.]

SILIGURI SALES - QUANTITY AND AVERAGE PRICES

PROVISIONALSALE 23/ 2020

Held on 11th June, 2020

SALE 23/2019

Held on 06th June, 2019

CATEGORY	Sold qty.(kg)	AVG.	Last week Sale-22		Sold qty.(kg)	AVG.	Last week Sale-22
CTC	1,296,942.2	209.42	206.28		2,283,982.6	149.03	151.03
ORTH	X	X	X		X	X	X
DARJ	X	X	X		X	X	X
GREEN	X	X	X		X	X	X
DUST	196,594.4	192.04	180.10		326,598.5	139.49	139.60
TOTAL	1,493,536.6	207.24	202.48		2,610,581.1	147.84	149.69

FRESH TEA ARRIVALS: (IN PKGS.)

YEAR	SALE NO	CLOSED ON	SALE DATE	CTC	ORTH	GREEN	DUST	TOTAL
2020	24	28.05.20	17.06.20	49,866	X	X	7,335	57,201
2019	24	24.05.19	13.06.19	86,195	X	X	10,060	96,255
2020	25	04.06.20	24.06.20	70,510	X	X	11,301	81,811
2019	25	31.05.19	19.06.19	94,839	X	X	12,367	1,07,206

CUMULATIVE FRESH TEA ARRIVALS (IN PACKAGE)

SEASON 2019-2020 SALE NO. 14/2020 To 25/2020 – 4,58,687 PACKAGES

SEASON 2018-2019 SALE NO. 14/2019 To 25/2019 – 8,38,895 PACKAGES

OFFERINGS: FRESH + REPRINT

2020	24	28.05.20	17.06.20	54,994	X	X	8,515	63,509
2019	24	24.05.19	13.06.19	91,106	X	X	13,355	1,04,461

DATE WISE ARRIVAL

DATE	2020/21	2019/20
12/06	510	11,434
13/06	Nil	29,149
14/06	Sunday	58,405
15/06	5,427	1,178
16/06	11,161	Sunday

16.06.2020

Secretary



SILIGURI TEA AUCTION COMMITTEE

MALLAGURI : P.O. PRADHANNAGAR : SILIGURI-734 003 : DIST. DARJEELING

Fax : (0353) 2512889
 E-mail : teauction@dataone.in
 Web : www.siliguriteaauction.com



2511101
 2513766

SILIGURI TEA AUCTION COMMITTEE

MALLAGURI
 P.O. - PRADHAN NAGAR
 SILIGURI - 734003

TEA MARKET REPORT

SALE NO -24

SALE DATE 18.06.2020

OFFERING: CTC: 54,725 Pkgs, DUST: 8,515 Pkgs, TOTAL: 63,240 Pkgs

LEAF: GOOD DEMAND.

GOOD LIQUORING TEAS WERE DEARER. OTHERS IRREGULARLY EASIER
 MAJOR BLENDERS, PACKETIERS AND INTERNAL BUYERS OPERATED.

DUST: GOOD DEMAND.

MAJOR BLENDERS AND INTERNAL BUYERS OPERATED.

* [Please visit STAC web portal 'www.siliguriteaauctioncenter.com' for post auction report of Seller wise and grade wise quantity sold and average price of current sale.]

SILIGURI SALES - QUANTITY AND AVERAGE PRICES

PROVISIONALSALE 24/ 2020

Held on 18th June, 2020

SALE 24 /2019

Held on 13th June, 2019

CATEGORY	Sold qty.(kg)	AVG.	Last week Sale-23	Sold qty.(kg)	AVG.	Last week Sale-23
CTC	1,547,539.6	222.13	209.42	2,201,151.0	150.48	149.03
ORTH	X	X	X	X	X	X
DARJ	X	X	X	X	X	X
GREEN	X	X	X	X	X	X
DUST	253,943.5	206.90	192.04	292,331.4	140.76	139.49
TOTAL	1,801,483.1	219.99	207.24	2,493,480.4	149.34	147.84

FRESH TEA ARRIVALS: (IN PKGS.)

YEAR	SALE NO	CLOSED ON	SALE DATE	CTC	ORTH	GREEN	DUST	TOTAL
2020	25	04.06.20	24.06.20	70,510	X	X	11,301	81,811
2019	25	31.05.19	19.06.19	94,839	X	X	12,367	1,07,206
2020	26	11.06.20	02.07.20	96,139	X	X	14,907	1,11,046
2019	26	07.06.19	26.06.19	92,971	X	X	11,382	1,04,353

CUMULATIVE FRESH TEA ARRIVALS (IN PACKAGE)

SEASON 2019-2020 SALE NO. 14/2020 To 26/2020 – 5,69,733 PACKAGES

SEASON 2018-2019 SALE NO. 14/2019 To 26/2019 – 9,43,238 PACKAGES


OFFERINGS: FRESH + REPRINT

YEAR	SALE NO	CLOSED ON	SALE DATE	CTC	ORTH	GREEN	DUST	TOTAL
2020	25	04.06.20	24.06.20	73,623	X	X	12,504	86,127
2019	25	31.05.19	19.06.19	1,04,431	X	X	14,388	1,18,819

DATE WISE ARRIVAL

DATE	2020/21	2019/20
17/06	6,845	2,069
18/06	90,217	5,106
19/06	440	11,110
20/06	1,016	26,395
21/06	Sunday	74,192
22/06	nil	1,627

22.06.2020


 Secretary



SILIGURI TEA AUCTION COMMITTEE

MALLAGURI | P.O. PRADHANNAGAR | SILIGURI-734 003 | DIST. DARJEELING

TEA MARKET REPORT

SALE NO -25

SALE DATE 25.06.2020

OFFERING: CTC: 73,623 Pkgs, DUST: 12,504 Pkgs, TOTAL: 86,127 Pkgs

LEAF: GOOD DEMAND.

ALL VARIETIES OF TEAS WERE DEARER.

MAJOR BLENDER S, PACKETIERS AND INTERNAL BUYERS OPERATED.

DUST: GOOD DEMAND.

MAJOR BLENDERS AND INTERNAL BUYERS OPERATED.

* [Please visit STAC web portal 'www.siliguriteaauctioncenter.com' for post auction report of Seller wise and grade wise quantity sold and average price of current sale.]

SILIGURI SALES - QUANTITY AND AVERAGE PRICES

PROVISIONALSALE 25/ 2020

SALE 25 /2019

Held on 25th June, 2020

Held on 19th June, 2019

CATEGORY	Sold qty.(kg)	AVG.	Last week Sale-24		Sold qty.(kg)	AVG.	Last week Sale-24
CTC	2,086,457.2	228.47	222.13		2,578,913.8	151.85	150.48
ORTH	X	X	X		X	X	X
DARJ	X	X	X		X	X	X
GREEN	X	X	X		X	X	X
DUST	374,154.8	212.29	206.90		353,765.8	141.13	140.76
TOTAL	2,460,612.0	226.01	219.99		2,932,679.6	150.56	149.34

FRESH TEA ARRIVALS: (IN PKGS.)

YEAR	SALE NO	CLOSED ON	SALE DATE	CTC	ORTH	GREEN	DUST	TOTAL
2020	26	11.06.20	02.07.20	96,139	X	X	14,907	1,11,046
2019	26	07.06.19	26.06.19	92,971	X	X	11,382	1,04,353
2020	27	18.06.20	09.07.20	1,01,744	X	X	13,902	1,15,616
2019	27	14.06.19	03.07.19	95,787	X	X	12,392	1,08,179

CUMULATIVE FRESH TEA ARRIVALS (IN PACKAGE)

SEASON 2019-2020 SALE NO. 14/2020 To 27/2020 – 6,85,349 PACKAGES

SEASON 2018-2019 SALE NO. 14/2019 To 27/2019 – 10,51,417 PACKAGES

OFFERINGS: FRESH + REPRINT

2020	26	11.06.20	02.07.20	96,139	X	X	14,907	1,11,046
2019	26	07.06.19	26.06.19	1,06,368	X	X	13,609	1,19,977

DATE WISE ARRIVAL

DATE	2020/21	2019/20
23/06	18,918	Sunday
24/06	25,070	3,583
25/06	67,900	7,105
26/06	1,088	14,664
27/06	nil	53,372
28/06	Sunday	38,032

29.06.2020


 Secretary



SILIGURI TEA AUCTION COMMITTEE

MALLAGURI | P.O. PRADHANNAGAR | SILIGURI-734 003 | DIST. DARJEELING

TEA MARKET REPORT

SALE NO -26

SALE DATE 03.07.2020

OFFERING: CTC: 96,139 Pkgs, DUST: 14,907 Pkgs, TOTAL: 1,11,046 Pkgs

LEAF: GOOD DEMAND.

ALL VARIETIES OF TEAS WERE DEARER.

MAJOR BLENDER S, PACKETIERS AND INTERNAL BUYERS OPERATED DUST: GOOD DEMAND.

DUST: GOOD DEMAND.

MAJOR BLENDERS AND INTERNAL BUYERS OPERATED.

* [Please visit STAC web portal 'www.siliguriteaauctioncenter.com' for post auction report of Seller wise and grade wise quantity sold and average price of current sale.]

SILIGURI SALES - QUANTITY AND AVERAGE PRICES

PROVISIONALSALE 26/ 2020

SALE 26 /2019

Held on 03rd July, 2020

Held on 26th June, 2019

CATEGORY	Sold qty.(kg)	AVG.	Last week Sale-25	Sold qty.(kg)	AVG.	Last week Sale-25
CTC	2,784,439.8	230.53	228.47	2,491,288.4	145.11	151.85
ORTH	X	X	X	X	X	X
DARJ	X	X	X	X	X	X
GREEN	X	X	X	X	X	X
DUST	456,868.4	217.95	212.29	330,710.7	138.77	141.13
TOTAL	3,241,308.2	228.76	226.01	2,821,999.1	144.36	150.56

FRESH TEA ARRIVALS: (IN PKGS.)

YEAR	SALE NO	CLOSED ON	SALE DATE	CTC	ORTH	GREEN	DUST	TOTAL
2020	27	18.06.20	09.07.20	1,01,744	X	X	13,902	1,15,616
2019	27	14.06.19	03.07.19	95,787	X	X	12,392	1,08,179
2020	28	25.06.20	16.07.20	98,138	X	X	14,838	1,12,976
2019	28	21.06.19	10.07.19	1,06,547	X	X	13,503	1,20,050

CUMULATIVE FRESH TEA ARRIVALS (IN PACKAGE)

SEASON 2019-2020 SALE NO. 14/2020 To 28/2020 – 7,98,325 PACKAGES

SEASON 2018-2019 SALE NO. 14/2019 To 28/2019 – 11,71,467 PACKAGES

OFFERINGS: FRESH + REPRINT

2020	27	18.06.20	09.07.20	1,06,620	X	X	15,410	1,22,370
2019	27	14.06.19	03.07.19	1,06,427	45	X	15,579	1,22,051

DATE WISE ARRIVAL

DATE	2020/21	2019/20
29/06	Nil	Nil
30/06	10,129	Sunday
01/07	27,317	6,245
02/07	63,933	13,328
03/07	865	38,581
04/07	nil	57,689
05/07	Sunday	473

06.07.2020

Secretary



SILIGURI TEA AUCTION COMMITTEE

MALLAGURI | P.O. PRADHANNAGAR | SILIGURI-734 003 | DIST. DARJEELING

TEA MARKET REPORT

SALE NO -27

SALE DATE 09.07.2020

OFFERING: CTC:1,06,960 Pkgs, DUST: 15,410 Pkgs, TOTAL: 1,22,370 Pkgs

LEAF: GOOD DEMAND.

ALL VARIETIES OF TEAS WERE DEARER.

MAJOR BLENDER S, PACKETIERS AND INTERNAL BUYERS OPERATED DUST: GOOD DEMAND.

DUST: GOOD DEMAND.

MAJOR BLENDERS AND INTERNAL BUYERS OPERATED.

* [Please visit STAC web portal 'www.siliguriteaauctioncenter.com' for post auction report of Seller wise and grade wise quantity sold and average price of current sale.]

SILIGURI SALES - QUANTITY AND AVERAGE PRICES

PROVISIONALSALE 27/ 2020

Held on 09th July, 2020

SALE 27 /2019

Held on 03rd July, 2019

CATEGORY	Sold qty.(kg)	AVG.	Last week Sale-26	Sold qty.(kg)	AVG.	Last week Sale-26
CTC	3,040,758.4	232.74	230.53	2,521,956.4	145.88	145.11
ORTH	X	X	X	X	X	X
DARJ	X	X	X	X	X	X
GREEN	X	X	X	X	X	X
DUST	455,463.5	222.46	217.95	365,112.6	135.63	138.77
TOTAL	3,496,221.9	231.40	228.76	2,887,069.0	144.58	144.36

FRESH TEA ARRIVALS: (IN PKGS.)

YEAR	SALE NO	CLOSED ON	SALE DATE	CTC	ORTH	GREEN	DUST	TOTAL
2020	28	25.06.20	16.07.20	98,138	X	X	14,838	1,12,976
2019	28	21.06.19	10.07.19	1, 06,547	X	X	13,503	1,20,050
2020	29	02.07.20	23.07.20	1, 12,239	X	X	13,918	1,26,157
2019	29	28.06.19	17.07.19	1, 05,658	X	X	14,397	1,20,055

CUMULATIVE FRESH TEA ARRIVALS (IN PACKAGE)

SEASON 2019-2020 SALE NO. 14/2020 To 29/2020 – 9,24,482 PACKAGES

SEASON 2018-2019 SALE NO. 14/2019 To 29/2019 – 12,91,522 PACKAGES

OFFERINGS: FRESH + REPRINT

2020	28	25.06.20	16.07.20	1,03,256	X	X	15,770	1,19,026
2019	28	21.06.19	10.07.19	1,19,112	45	40	15,579	1,22,051

DATE WISE ARRIVAL

DATE	2020/21	2019/20
06/07	4,134	4,151
07/07	4,812	sunday
08/07	22,231	6,584
09/07	70,782	13,736
10/07	560	40,869
11/07	nil	62,807
12/07	Sunday	2,708

14.07.2020


 Secretary



SILIGURI TEA AUCTION COMMITTEE

MALLAGURI | P.O. PRADHANNAGAR | SILIGURI-734 003 | DIST. DARJEELING

TEA MARKET REPORT

SALE NO -28

SALE DATE 16.07.2020

OFFERING: CTC: 1,03,256 Pkgs, DUST: 15,770 Pkgs, TOTAL: 1,19,026 Pkgs

LEAF: GOOD DEMAND.

ALL VARIETIES OF TEAS WERE DEARER.

MAJOR BLENDER S, PACKETIERS AND INTERNAL BUYERS OPERATED DUST: GOOD DEMAND.

DUST: GOOD DEMAND.

MAJOR BLENDERS AND INTERNAL BUYERS OPERATED.

* [Please visit STAC web portal 'www.siliguriteaauctioncenter.com' for post auction report of Seller wise and grade wise quantity sold and average price of current sale.]

SILIGURI SALES - QUANTITY AND AVERAGE PRICES

PROVISIONALSALE 28/ 2020

Held on 16th July, 2020

SALE 28 /2019

Held on 10th July, 2019

CATEGORY	Sold qty.(kg)	AVG.	Last week Sale-27		Sold qty.(kg)	AVG.	Last week Sale-27
CTC	3,080,645.7	237.39	232.74		2,735,155.4	144.98	145.88
ORTH	X	X	X		X	X	X
DARJ	X	X	X		X	X	X
GREEN	X	X	X		X	X	X
DUST	506,202.2	232.22	222.46		434,253.0	133.66	135.63
TOTAL	3,586,847.9	236.66	231.40		3,159,408.4	143.46	144.58

FRESH TEA ARRIVALS: (IN PKGS.)

YEAR	SALE NO	CLOSED ON	SALE DATE	CTC	ORTH	GREEN	DUST	TOTAL
2020	29	02.07.20	24.07.20	1, 12,239	X	X	13,918	1,26,157
2019	29	28.06.19	17.07.19	1, 05,658	X	X	14,397	1,20,055
2020	30	09.07.20	30.07.20	89,436	X	X	12,683	1,02,119
2019	30	04.07.19	24.07.19	1, 04,768	X	X	15,337	1,20,105

CUMULATIVE FRESH TEA ARRIVALS (IN PACKAGE)

SEASON 2019-2020 SALE NO. 14/2020 To 30/2020 – 10,26,601 PACKAGES

SEASON 2018-2019 SALE NO. 14/2019 To 30/2019 – 14,11,627 PACKAGES

OFFERINGS: FRESH + REPRINT

2020	29	02.07.20	24.07.20	94,001	X	X	14,566	1,02,358
2019	29	28.06.19	17.07.19	1, 22,892	45	x	16,929	1,39,866

DATE WISE ARRIVAL

DATE	2020/21	2019/20
13/07	5,701	2,948
14/07	2,774	Sunday
15/07	22,620	2,351
16/07	69,970	4,258
17/07	1,274	6,815
18/07	Nil	93,658
19/07	Sunday	2,094

20.07.2020


 Secretary



SILIGURI TEA AUCTION COMMITTEE

MALLAGURI | P.O. PRADHANNAGAR | SILIGURI-734 003 | DIST. DARJEELING

TEA MARKET REPORT

SALE NO -29

SALE DATE 24.07.2020

OFFERING: CTC: 94,001 Pkgs, DUST: 14,566 Pkgs, TOTAL: 1,08,567 Pkgs

LEAF: GOOD DEMAND.

ALL VARIETIES OF TEAS WERE DEARER.

MAJOR BLENDERS, PACKETIERS AND INTERNAL BUYERS OPERATED DUST: GOOD DEMAND.

DUST: GOOD DEMAND.

MAJOR BLENDERS AND INTERNAL BUYERS OPERATED.

* [Please visit STAC web portal 'www.siliguriteaauctioncenter.com' for post auction report of Seller wise and grade wise quantity sold and average price of current sale.]

SILIGURI SALES - QUANTITY AND AVERAGE PRICES

PROVISIONAL SALE 29/ 2020

SALE 29 /2019

Held on 24th July, 2020

Held on 17th July, 2019

CATEGORY	Sold qty.(kg)	AVG.	Last week Sale-28		Sold qty.(kg)	AVG.	Last week Sale-28
CTC	2,834,485.7	241.85	237.39		2,798,119.7	144.99	144.98
ORTH	X	X	X		X	X	X
DARJ	X	X	X		X	X	X
GREEN	X	X	X		X	X	X
DUST	451,364.9	235.79	232.22		437,030.9	135.30	133.66
TOTAL	3,285,850.6	241.01	236.66		3,235,150.6	143.68	143.46

FRESH TEA ARRIVALS: (IN PKGS.)

YEAR	SALE NO	CLOSED ON	SALE DATE	CTC	ORTH	GREEN	DUST	TOTAL
2020	30	09.07.20	30.07.20	89,436	X	X	12,683	1,02,119
2019	30	04.07.19	24.07.19	1, 04,768	X	X	15,337	1,20,105
2020	31	16.07.20	06.08.20	90,572	X	X	11,677	1,02,249
2019	31	11.07.19	31.07.19	1, 06,177	X	X	13,835	1,20,012

CUMULATIVE FRESH TEA ARRIVALS (IN PACKAGE)

SEASON 2019-2020 SALE NO. 14/2020 To 31/2020 – 11,28,850 PACKAGES

SEASON 2018-2019 SALE NO. 14/2019 To 31/2019 – 15,31,639 PACKAGES

OFFERINGS: FRESH + REPRINT

YEAR	SALE NO	CLOSED ON	SALE DATE	CTC	ORTH	GREEN	DUST	TOTAL
2020	30	09.07.20	30.07.20	94,401	X	X	14,202	1,08,603
2019	30	04.07.19	24.07.19	1, 22,455	50	x	18,335	1,40,840

DATE WISE ARRIVAL

DATE	2020/21	2019/20
20/07	nil	5,206
21/07	16,804	Sunday
22/07	13,753	7,588
23/07	29,187	9,180
24/07	67,810	88,050
25/07	Nil	2,938
26/07	Sunday	1,092

27.07.2020

Secretary



SILIGURI TEA AUCTION COMMITTEE

MALLAGURI | P.O. PRADHANNAGAR | SILIGURI-734 003 | DIST. DARJEELING

TEA MARKET REPORT

SALE NO -31

SALE DATE 06.08.2020

OFFERING: CTC: 90,572 Pkgs, DUST: 11,677 Pkgs, TOTAL: 1,02,249 Pkgs

LEAF: GOOD DEMAND.

ALL VARIETIES OF TEAS WERE DEARER.

MAJOR BLENDER S, PACKETIERS AND INTERNAL BUYERS OPERATED

DUST: GOOD DEMAND.

MAJOR BLENDERS AND INTERNAL BUYERS OPERATED.

* [Please visit STAC web portal 'www.siliguriteaauctioncenter.com' for post auction report of Seller wise and grade wise quantity sold and average price of current sale.]

SILIGURI SALES - QUANTITY AND AVERAGE PRICES

PROVISIONALSALE 31/ 2020

SALE 31/ 2019

Held on 06th August, 2020

Held on 31st July, 2019

CATEGORY	Sold qty.(kg)	AVG.	Last week Sale-30		Sold qty.(kg)	AVG.	Last week Sale-30
CTC	2,913,872.7	252.70	247.57		3,013,085.6	143.09	143.07
ORTH	X	X	X		X	X	X
DARJ	X	X	X		X	X	X
GREEN	X	X	X		X	X	X
DUST	373,591.6	245.38	236.80		369,063.5	134.96	136.75
TOTAL	3,287,464.3	251.87	246.18		3,382,148.1	142.21	142.23

FRESH TEA ARRIVALS: (IN PKGS.)

YEAR	SALE NO	CLOSED ON	SALE DATE	CTC	ORTH	GREEN	DUST	TOTAL
2020	32	23.07.20	12.08.20	1,12,239	X	X	13,918	1,26,157
2019	32	17.07.19	07.08.19	1, 06,138	X	X	13,993	1,20,131
2020	33	30.07.20	19.08.20	1,08,135	X	X	13,171	1,21,306
2019	33	24.07.19	14.08.19	1, 05,292	X	X	13,541	1,18,833

CUMULATIVE FRESH TEA ARRIVALS (IN PACKAGE)

SEASON 2019-2020 SALE NO. 14/2020 To 33/2020 – 13,76,306 PACKAGES

SEASON 2018-2019 SALE NO. 14/2019 To 33/2019 – 17,70,603 PACKAGES

OFFERINGS: FRESH + REPRINT

2020	32	23.07.20	12.08.20	1,16,806	X	X	15,107	1,31,913
2019	32	17.07.19	07.08.19	1,28,054	10	x	16,804	1,44,868
2020	33	30.07.20	19.08.20	1,09,540	X	X	14,445	1,23,985
2019	33	24.07.19	14.08.19	1,27,140	75	x	17,838	1,45,053

DATE WISE ARRIVAL

DATE	2020/21	2019/20
03/08	Nil	2,659
04/08	26,425	Sunday
05/08	Nil	8,460
06/08	94,117	13,734
07/08	7,792	86,248
08/08	Nil	2,495
09/08	Sunday	1,943

11.08.2020

Secretary



SILIGURI TEA AUCTION COMMITTEE

MALLAGURI | P.O. PRADHANNAGAR | SILIGURI-734 003 | DIST. DARJEELING

TEA MARKET REPORT

SALE NO -32

SALE DATE 12.08.2020

OFFERING: CTC: 1,16,806 Pkgs, DUST: 15,107 Pkgs, TOTAL: 1,31,913 Pkgs

LEAF: GOOD DEMAND.

GOOD LIQUORING TEAS WERE STEADY TO DEARER.

MAJOR BLENDER S, PACKETIERS AND INTERNAL BUYERS OPERATED

DUST: GOOD DEMAND.

MAJOR BLENDERS AND INTERNAL BUYERS OPERATED.

* [Please visit STAC web portal 'www.siliguriteaauctioncenter.com' for post auction report of Seller wise and grade wise quantity sold and average price of current sale.]

SILIGURI SALES - QUANTITY AND AVERAGE PRICES

PROVISIONALSALE 32/ 2020

SALE 32 /2019

Held on 12th August, 2020

Held on 07th August, 2019

CATEGORY	Sold qty.(kg)	AVG.	Last week Sale-31		Sold qty.(kg)	AVG.	Last week Sale-31
CTC	3,213,737.5	247.20	252.70		3,017,322.0	138.81	143.09
ORTH	X	X	X		X	X	X
DARJ	X	X	X		X	X	X
GREEN	X	X	X		X	X	X
DUST	467,549.5	244.09	245.38		417,548.8	138.38	134.96
TOTAL	3,681,287.0	246.80	251.87		3,434,870.8	138.75	142.21

FRESH TEA ARRIVALS: (IN PKGS.)

YEAR	SALE NO	CLOSED ON	SALE DATE	CTC	ORTH	GREEN	DUST	TOTAL
2020	33	30.07.20	19.08.20	1,08,135	X	X	13,171	1,21,306
2019	33	24.07.19	14.08.19	1, 05,292	X	X	13,541	1,18,833
2020	34	06.08.20	26.08.20	1,13,530	X	X	14,804	1,28,334
2019	34	29.07.19	21.08.19	1, 05,835	X	X	14,309	1,20,144

CUMULATIVE FRESH TEA ARRIVALS (IN PACKAGE)

SEASON 2019-2020 SALE NO. 14/2020 To 34/2020 – 15,04,640 PACKAGES

SEASON 2018-2019 SALE NO. 14/2019 To 34/2019 – 18,90,747 PACKAGES

OFFERINGS: FRESH + REPRINT

2020	33	30.07.20	19.08.20	1,09,540	X	X	14,445	1,23,985
2019	33	24.07.19	14.08.19	1,27,140	75	x	17,838	1,45,053
2020	34	06.08.20	26.08.20	1,16,307	X	X	16,134	1,32,441
2019	34	29.07.19	21.08.19	1,26,719	50	x	17,799	1,44,568

DATE WISE ARRIVAL

DATE	2020/21	2019/20
10/08	Nil	11,242
11/08	30,237	2,850
12/08	41,665	1,01,471
13/08	Nil	8,213
14/08	8,867	4,482
15/08	Holiday	Holiday
16/08	Sunday	8,643

18.08.2020

Secretary



SILIGURI TEA AUCTION COMMITTEE

MALLAGURI | P.O. PRADHANNAGAR | SILIGURI-734 003 | DIST. DARJEELING

TEA MARKET REPORT

SALE NO -33

SALE DATE 19.08.2020

OFFERING: CTC: 1,09,540 Pkgs, DUST: 14,445 Pkgs, TOTAL: 1,23,985 Pkgs

LEAF: GOOD DEMAND.

GOOD LIQUORING TEAS WERE STEADY TO DEARER.

MAJOR BLENDER S, PACKETIERS AND INTERNAL BUYERS OPERATED

DUST: GOOD DEMAND.

MAJOR BLENDERS AND INTERNAL BUYERS OPERATED.

* [Please visit STAC web portal 'www.siliguriteaauctioncenter.com' for post auction report of Seller wise and grade wise quantity sold and average price of current sale.]

SILIGURI SALES - QUANTITY AND AVERAGE PRICES

PROVISIONALSALE 33/ 2020

SALE 33 /2019

Held on 19th August, 2020

Held on 14th August, 2019

CATEGORY	Sold qty.(kg)	AVG.	Last week Sale-32	Sold qty.(kg)	AVG.	Last week Sale-32
CTC	3,111,964.4	245.51	247.20	2,753,089.8	134.67	138.81
ORTH	X	X	X	X	X	X
DARJ	X	X	X	X	X	X
GREEN	X	X	X	X	X	X
DUST	426,764.3	243.14	244.09	385,148.1	132.05	138.38
TOTAL	3,538,728.7	245.22	246.80	3,138,237.9	134.35	138.75

FRESH TEA ARRIVALS: (IN PKGS.)

YEAR	SALE NO	CLOSED ON	SALE DATE	CTC	ORTH	GREEN	DUST	TOTAL
2020	34	06.08.20	26.08.20	1,13,530	X	X	14,804	1,28,334
2019	34	29.07.19	21.08.19	1, 05,835	X	X	14,309	1,20,144
2020	35	13.08.20	02.09.20	1,14,127	X	X	14,805	1,28,932
2019	35	02.08.19	28.08.19	1, 06,562	X	X	14,041	1,20,603

CUMULATIVE FRESH TEA ARRIVALS (IN PACKAGE)

SEASON 2019-2020 SALE NO. 14/2020 To 35/2020 – 16,33,572 PACKAGES

SEASON 2018-2019 SALE NO. 14/2019 To 35/2019 – 20,11,350 PACKAGES

OFFERINGS: FRESH + REPRINT

2020	34	06.08.20	26.08.20	1,16,307	X	X	16,134	1,32,441
2019	34	29.07.19	21.08.19	1,26,719	50	x	17,799	1,44,568
2020	35	13.08.20	02.09.20	1,21,404	X	X	15,261	1,36,665
2019	35	02.08.19	28.08.19	1,34,473	25	X	17,125	1,51,623

DATE WISE ARRIVAL

DATE	2020/21	2019/20
17/08	19,519	78,936
18/08	92,804	Sunday
19/08	7,463	22,746
20/08	Nil	Nil
21/08	2,866	17,426
22/08	Nil	22,942
23/08	Sunday	89,330

25.08.2020

Secretary



SILIGURI TEA AUCTION COMMITTEE

MALLAGURI | P.O. PRADHANNAGAR | SILIGURI-734 003 | DIST. DARJEELING

TEA MARKET REPORT

SALE NO -34

SALE DATE 26.08.2020

OFFERING: CTC: 1,16,307 Pkgs, DUST: 16,134 Pkgs, TOTAL: 1,32,441 Pkgs

LEAF: GOOD DEMAND.

GOOD LIQUORING TEAS WERE STEADY TO DEARER.

MAJOR BLENDER S, PACKETIERS AND INTERNAL BUYERS OPERATED

DUST: GOOD DEMAND.

MAJOR BLENDERS AND INTERNAL BUYERS OPERATED.

* [Please visit STAC web portal 'www.siliguriteaauctioncenter.com' for post auction report of Seller wise and grade wise quantity sold and average price of current sale.]

SILIGURI SALES - QUANTITY AND AVERAGE PRICES

PROVISIONALSALE 34/ 2020

SALE 34 /2019

Held on 26th August, 2020

Held on 21st August, 2019

CATEGORY	Sold qty.(kg)	AVG.	Last week Sale-33	Sold qty.(kg)	AVG.	Last week Sale-33
CTC	3,334,367.8	249.01	245.51	2,683,880.8	131.07	134.67
ORTH	X	X	X	X	X	X
DARJ	X	X	X	X	X	X
GREEN	X	X	X	X	X	X
DUST	493,360.7	246.58	243.14	390,317.1	127.94	132.05
TOTAL	3,538,728.5	248.69	245.22	3,074,197.9	130.67	134.35

FRESH TEA ARRIVALS: (IN PKGS.)

YEAR	SALE NO	CLOSED ON	SALE DATE	CTC	ORTH	GREEN	DUST	TOTAL
2020	35	13.08.20	02.09.20	1,14,127	X	X	14,805	1,28,932
2019	35	02.08.19	28.08.19	1, 06,562	X	X	14,041	1,20,603
2020	36	19.08.20	09.09.20	1,15,163	X	X	14,869	1,30,032
2019	36	08.08.19	04.09.19	1, 06,239	X	X	14,041	1,20,280

CUMULATIVE FRESH TEA ARRIVALS (IN PACKAGE)

SEASON 2019-2020 SALE NO. 14/2020 To 36/2020 – 17,63,604 PACKAGES

SEASON 2018-2019 SALE NO. 14/2019 To 36/2019 – 21,31,630 PACKAGES

OFFERINGS: FRESH + REPRINT

2020	35	13.08.20	02.09.20	1,21,404	X	X	15,261	1,36,665
2019	35	02.08.19	28.08.19	1,34,473	25	X	17,125	1,51,623
2020	36	19.08.20	09.09.20	1,14,897	X	X	14,628	1,29,525
2019	36	08.08.19	04.09.19	1,34,768	44	X	18,036	1,52,848

DATE WISE ARRIVAL

DATE	2020/21	2019/20
24/08	Nil	14,198
25/08	Nil	Sunday
26/08	Nil	9,829
27/08	Nil	3,000
28/08	98,904	9,614
29/08	22,087	28,638
30/08	Sunday	89,175

01.09.2020

Secretary



SILIGURI TEA AUCTION COMMITTEE

MALLAGURI | P.O. PRADHANNAGAR | SILIGURI-734 003 | DIST. DARJEELING

TEA MARKET REPORT

SALE NO -35

SALE DATE 02.09.2020

OFFERING: CTC: 1,16,307 Pkgs, DUST: 16,134 Pkgs, TOTAL: 1,32,441 Pkgs

LEAF: GOOD DEMAND.

GOOD LIQUORING TEAS WERE DEARER.

MAJOR BLENDER S, PACKETIERS AND INTERNAL BUYERS OPERATED

DUST: GOOD DEMAND.

MAJOR BLENDERS AND INTERNAL BUYERS OPERATED.

* [Please visit STAC web portal 'www.siliguriteaauctioncenter.com' for post auction report of Seller wise and grade wise quantity sold and average price of current sale.]

SILIGURI SALES - QUANTITY AND AVERAGE PRICES

PROVISIONALSALE 35/ 2020

SALE 35 /2019

Held on 02nd September, 2020

Held on 28th August, 2019

CATEGORY	Sold qty.(kg)	AVG.	Last week Sale-34	Sold qty.(kg)	AVG.	Last week Sale-34
CTC	3,607,081.3	255.67	249.01	3,003,927.2	133.19	131.07
ORTH	X	X	X	X	X	X
DARJ	X	X	X	X	X	X
GREEN	X	X	X	X	X	X
DUST	455,200.1	249.83	246.58	343,686.9	124.32	127.94
TOTAL	4,062,281.4	255.01	248.69	3,347,614.1	132.28	130.67

FRESH TEA ARRIVALS: (IN PKGS.)

YEAR	SALE NO	CLOSED ON	SALE DATE	CTC	ORTH	GREEN	DUST	TOTAL
2020	36	19.08.20	09.09.20	1,15,163	X	X	14,869	1,30,032
2019	36	08.08.19	04.09.19	1, 06,239	X	X	14,041	1,20,280
2020	37	26.08.20	16.09.20	1,15,497	X	X	14,638	1,30,135
2019	37	13.08.19	11.09.19	1, 85,887	X	X	14,802	1,20,689

CUMULATIVE FRESH TEA ARRIVALS (IN PACKAGE)

SEASON 2019-2020 SALE NO. 14/2020 To 37/2020 – 18,93,739 PACKAGES

SEASON 2018-2019 SALE NO. 14/2019 To 37/2019 – 22,52,319 PACKAGES

OFFERINGS: FRESH + REPRINT

2020	36	19.08.20	09.09.20	1,14,897	X	X	14,628	1,29,525
2019	36	08.08.19	04.09.19	1,34,768	44	X	18,036	1,52,848
2020	37	26.08.20	16.09.20	1,18,032	X	X	14,872	1,32,904
2019	37	13.08.19	11.09.19	1,37,837	30	X	18,312	1,56,179

DATE WISE ARRIVAL

DATE	2020/21	2019/20
31/08	Nil	3,378
01/09	40,631	Sunday
02/09	68,986	1,244
03/09	Nil	3,095
04/09	17,333	76,670
05/09	152	32,436
06/09	Sunday	2,945

08.09.2020

Secretary



SILIGURI TEA AUCTION COMMITTEE

MALLAGURI | P.O. PRADHANNAGAR | SILIGURI-734 003 | DIST. DARJEELING

TEA MARKET REPORT

SALE NO -36

SALE DATE 09.09.2020

OFFERING: CTC: 1,14,897 Pkgs, DUST: 14,628 Pkgs, TOTAL: 1,29,525 Pkgs

LEAF: GOOD DEMAND.

GOOD LIQUORING TEAS WERE STEADY TO DEARER.

MAJOR BLENDER S, PACKETIERS AND INTERNAL BUYERS OPERATED

DUST: GOOD DEMAND.

MAJOR BLENDERS AND INTERNAL BUYERS OPERATED.

* [Please visit STAC web portal 'www.siliguriteaauctioncenter.com' for post auction report of Seller wise and grade wise quantity sold and average price of current sale.]

SILIGURI SALES - QUANTITY AND AVERAGE PRICES

PROVISIONALSALE 36/ 2020

SALE 36 /2019

Held on 09th September, 2020

Held on 04th September, 2019

CATEGORY	Sold qty.(kg)	AVG.	Last week Sale-35	Sold qty.(kg)	AVG.	Last week Sale-35
CTC	3,294,497.0	254.51	255.67	3,090,678.6	132.85	133.32
ORTH	X	X	X	X	X	X
DARJ	X	X	X	X	X	X
GREEN	X	X	X	X	X	X
DUST	447,913.6	248.51	249.83	388,322.4	127.40	130.67
TOTAL	3,742,410.6	253.80	255.01	3,479,001.0	132.24	132.98

OFFER QTY

SOLD QTY

YEAR	CATEGORY	KGS	KGS	Sold %	Avg Price
2020	LEAF:	3,679,269	3,294,497	89%	254.51
	DUST:	489,985	447,913	91%	248.51
	TOTAL:	4,169,254	3,742,410	90%	253.80
2019	LEAF:	4,259,505	2,943,439	69%	133.52
	DUST:	604,013	420,480	70%	130.67
	TOTAL:	4,863,518	3,363,919	69%	132.98

SALE 36/2020 (BUYING)	Qty (in kgs)	Percentage Buying
EXPORT	165,213	4%
HUL	329,008	9%
TGBL	265,499	7%
LOCAL PACKETEERS	583,894	16%
OTHER PACKETEERS (ALL INDIA)	451,703	12%
OTHER (BULK PURCHASERS)	1,947,093	52%
TOTAL	3,742,410	100%

PRICE RANGE - SALE 36	2020	2019
UP TO 199/=	1%	94%
200/ TO 239/=	38%	5%
240/= TO 279/=	46%	1%
280/= TO 299/=	12%	-
300/= & ABOVE	3%	-

FRESH TEA ARRIVALS: (IN PKGS.)

YEAR	SALE NO	CLOSED ON	SALE DATE	CTC	ORTH	GREEN	DUST	TOTAL
2020	37	26.08.20	16.09.20	1,15,497	X	X	14,363	1,30,35
2019	37	13.08.19	11.09.19	1,85,887	X	X	14,802	1,20,689
2020	38	01.09.20	23.09.20	1,15,692	X	X	14,363	1,30,055
2019	38	19.08.19	18.09.19	1,14,325	X	X	15,454	1,29,779

Contd.....P/2

CUMULATIVE FRESH TEA ARRIVALS (IN PACKAGE)
SEASON 2019-2020 SALE NO. 14/2020 To 38/2020 – 20,23,874 PACKAGES
SEASON 2018-2019 SALE NO. 14/2019 To 38/2019 – 23,82,098 PACKAGES

OFFERINGS: FRESH + REPRINT

2020	37	26.08.20	16.09.20	1,18,032	X	X	14,872	1,32,904
2019	37	13.08.19	11.09.19	1,37,837	30	X	18,312	1,56,179
2020	38	01.09.20	23.09.20	1,16,845	X	X	14,561	1,31,406
2019	38	19.08.19	18.09.19	1,45,931	59	X	21,494	1,67,484

DATE WISE ARRIVAL

DATE	2020/21	2019/20
07/09	2,335	304
08/09	29,877	SUNDAY
09/09	81,099	14,137
10/09	12,520	HOLIDAY
11/09	4,103	1,03,699
12/09	24,010	4,419
13/09	Sunday	304

14.09.2020


Secretary



SILIGURI TEA AUCTION COMMITTEE

MALLAGURI | P.O. PRADHANNAGAR | SILIGURI-734 003 | DIST. DARJEELING

TEA MARKET REPORT

SALE NO -37

SALE DATE 16.09.2020

OFFERING: CTC: 1,18,032 Pkgs, DUST: 14,872 Pkgs, TOTAL: 1,32,904 Pkgs

LEAF: GOOD DEMAND.

GOOD LIQUORING TEAS WERE STEADY .

MAJOR BLENDER S, PACKETIERS AND INTERNAL BUYERS OPERATED

DUST: GOOD DEMAND.

MAJOR BLENDERS AND INTERNAL BUYERS OPERATED.

* [Please visit STAC web portal 'www.siliguriteaauclioncenter.com' for post auction report of Seller wise and grade wise quantity sold and average price of current sale.]

SILIGURI SALES - QUANTITY AND AVERAGE PRICES

PROVISIONALSALE 37/ 2020

SALE 37/2019

Held on 16th September, 2020

Held on 11th September, 2019

CATEGORY	Sold qty.(kg)	AVG.	Last week Sale-36	Sold qty.(kg)	AVG.	Last week Sale-36
CTC	3,020,467.2	252.53	254.51	3,090,678.6	132.85	133.32
ORTH	X	X	X	X	X	X
DARJ	X	X	X	X	X	X
GREEN	X	X	X	X	X	X
DUST	395,748.1	242.78	248.51	388,322.4	127.40	130.67
TOTAL	3,416,215.3	251.40	253.80	3,479,001.0	132.24	132.98

OFFER QTY

SOLD QTY

YEAR	CATEGORY	KGS	KGS	Sold %	Avg Price
2020	LEAF:	3,817,749	3,020,467	79%	252.53
	DUST:	501,108	395,748	79%	242.78
	TOTAL:	4,318,857	3,416,215	79%	251.40
2019	LEAF:	4,335,752	3,090,678	71%	132.85
	DUST:	607,784	388,322.4	64%	127.40
	TOTAL:	4,943,536	3,363,919	68%	132.24

SALE 37/2020 (BUYING)	Qty (in kgs)	Percentage Buying	
		This week	Last week
EXPORT	101,012	3 %	4%
HUL	359,348	10%	9%
TGBL	214,322	6%	7%
LOCAL PACKETEERS	442,688	13%	16%
OTHER PACKETEERS	433,512	13%	12%
OTHER	1,865,333	55%	52%
TOTAL	3,416,215	100%	100%

PRICE RANGE - SALE 36	2020	2019
UP TO 199/=	0.36%	94%
200/ TO 239/=	38%	5%
240/= TO 279/=	49%	1%
280/= TO 299/=	9%	-
300/= & ABOVE	3.64%	-

FRESH TEA ARRIVALS: (IN PKGS.)

YEAR	SALE NO	CLOSED ON	SALE DATE	CTC	ORTH	GREEN	DUST	TOTAL
2020	38	01.09.20	23.09.20	1,15,692	X	X	14,363	1,30,055
2019	38	19.08.19	18.09.19	1,14,325	X	X	15,454	1,29,779
2020	39	05.09.20	30.09.20	1,17,090	X	X	13,075	1,30,165
2019	39	26.08.19	25.09.19	1,15,317	X	X	14,743	1,30,060

CUMULATIVE FRESH TEA ARRIVALS (IN PACKAGE)
SEASON 2019-2020 SALE NO. 14/2020 To 39/2020 – 21,54,069 PACKAGES
SEASON 2018-2019 SALE NO. 14/2019 To 39/2019 – 25,12,158 PACKAGES

OFFERINGS: FRESH + REPRINT

2020	38	01.09.20	23.09.20	1,16,845	X	X	14,561	1,31,406
2019	38	19.08.19	18.09.19	1,45,931	59	X	21,494	1,67,484
2020	39	05.09.20	30.09.20	1,20,588	X	X	14,189	1,34,777
2019	39	26.08.19	25.09.19	1,44,006	45	X	19,646	1,63,697

DATE WISE ARRIVAL

DATE	2020/21	2019/20
14/09	88,104	2,175
15/09	24,823	Sunday
16/09	16,538	2,704
17/09	Holiday	11,553
18/09	41,823	79,442
19/09	61,916	19,994
20/09	Sunday	1,486

21.09.2020


 Secretary



SILIGURI TEA AUCTION COMMITTEE

MALLAGURI | P.O. PRADHANNAGAR | SILIGURI-734 003 | DIST. DARJEELING

TEA MARKET REPORT

SALE NO -38

SALE DATE 23.09.2020

OFFERING: CTC: 1,16,885 Pkgs, DUST: 14,561 Pkgs, TOTAL: 1,31,446 Pkgs

LEAF: GOOD DEMAND.

GOOD LIQUORING TEAS WERE STEADY .

MAJOR BLENDER S, PACKETIERS AND INTERNAL BUYERS OPERATED

DUST: GOOD DEMAND.

MAJOR BLENDERS AND INTERNAL BUYERS OPERATED.

* [Please visit STAC web portal 'www.siliguriteaauctioncenter.com' for post auction report of Seller wise and grade wise quantity sold and average price of current sale.]

SILIGURI SALES - QUANTITY AND AVERAGE PRICES

PROVISIONALSALE 38/ 2020

Held on 23th September, 2020

SALE 38 /2019

Held on 18th September, 2019

CATEGORY	Sold qty.(kg)	AVG.	Last week Sale-37	Sold qty.(kg)	AVG.	Last week Sale-37
CTC	2,624,107.2	248.15	252.53	3,087,810.0	133.15	132.85
ORTH	X	X	X	X	X	X
DARJ	X	X	X	X	X	X
GREEN	X	X	X	X	X	X
DUST	361,052.0	240.13	242.78	480,571.9	127.64	127.40
TOTAL	2,985,159.2	247.18	251.40	3,568,381.9	132.41	132.24

OFFER QTY

SOLD QTY

YEAR	CATEGORY	KGS	KGS	Sold %	Avg Price
2020	LEAF:	3,718,424.4	2,624,107	70%	248.15
	DUST:	483,523.7	361,052	75%	240.13
	TOTAL:	4,261,748.1	2,985,159	70%	247.18
2019	LEAF:	4,648,904	3,087,810	66%	133.15
	DUST:	721,287	480,572	67%	127.64
	TOTAL:	5,370,191	3,568,382	66%	132.41

SALE 38/2020 (BUYING)	Qty (in kgs)	Percentage Buying	
		This week	Last week
EXPORT	116,666	4 %	3%
HUL	436,255	15%	10%
TGBL	274,287	9%	6%
LOCAL PACKETEERS	543,409	18%	13%
OTHER PACKETEERS	320,332	11%	13%
OTHER	1,294,210	43%	55%
TOTAL	2,985,159	100%	100%

PRICE RANGE - SALE 38	2020	2019
UP TO 199/=	0.38%	35%
200/ TO 239/=	45%	5%
240/= TO 279/=	45%	1%
280/= TO 299/=	7%	-
300/= & ABOVE	3%	-

FRESH TEA ARRIVALS: (IN PKGS.)

YEAR	SALE NO	CLOSED ON	SALE DATE	CTC	ORTH	GREEN	DUST	TOTAL
2020	39	05.09.20	30.09.20	1,17,090	X	X	13,075	1,30,165
2019	39	26.08.19	25.09.19	1,15,317	X	X	14,743	1,30,060
2020	40	12.09.20	07.10.20	1,18,154	X	X	12,105	1,30,259
2019	40	D	R	O	P	P	E	D

CUMULATIVE FRESH TEA ARRIVALS (IN PACKAGE)
SEASON 2019-2020 SALE NO. 14/2020 To 40/2020 – 22,84,328 PACKAGES
SEASON 2018-2019 SALE NO. 14/2019 To 39/2019 – 25,12,158 PACKAGES

OFFERINGS: FRESH + REPRINT

2020	39	05.09.20	30.09.20	1,20,588	X	X	14,189	1,34,777
2019	39	26.08.19	25.09.19	1,44,006	45	X	19,646	1,63,697
2020	40	12.09.20	07.10.20	1,29,435	X	X	14,204	1,43,639
2019	40	D	R	O	P	P	E	D

DATE WISE ARRIVAL

DATE	2020/21	2019/20
21/09	23,354	2,531
22/09	17,408	Sunday
23/09	28,193	4,244
24/09	32,835	1,02,147
25/09	1,17,815	1,397
26/09	43,810	2,064
27/09	Sunday	3,069

29.09.2020


Secretary



SILIGURI TEA AUCTION COMMITTEE

MALLAGURI | P.O. PRADHANNAGAR | SILIGURI-734 003 | DIST. DARJEELING

TEA MARKET REPORT

SALE NO -39

SALE DATE 30.09.2020

OFFERING: CTC: 1,20,588 Pkgs, DUST: 14,189 Pkgs, TOTAL: 1,34,777 Pkgs

LEAF: GOOD DEMAND.

GOOD LIQUORING TEAS WERE STEADY TO EASIER OTHER VARIETIES IRREGULARLY EASIER.

MAJOR BLENDERS, PACKETIERS AND INTERNAL BUYERS OPERATED

DUST: GOOD DEMAND.

MAJOR BLENDERS AND INTERNAL BUYERS OPERATED.

* [Please visit STAC web portal 'www.siliguriteaauctioncenter.com' for post auction report of Seller wise and grade wise quantity sold and average price of current sale.]

SILIGURI SALES - QUANTITY AND AVERAGE PRICES

PROVISIONAL SALE 39/ 2020

Held on 30th September, 2020

SALE 39/ 2019

Held on 25th September, 2019

CATEGORY	Sold qty.(kg)	AVG.	Last week Sale-38	Sold qty.(kg)	AVG.	Last week Sale-38
CTC	2,170,286.0	240.83	248.15	3,405,617.4	129.26	132.85
ORTH	X	X	X	X	X	X
DARJ	X	X	X	X	X	X
GREEN	X	X	X	X	X	X
DUST	272,269.2	229.48	240.13	486,821.2	127.93	127.40
TOTAL	2,442,555.2	239.57	247.18	3,892,438.6	129.09	132.24

OFFER QTY

SOLD QTY

YEAR	CATEGORY	KGS	KGS	Sold %	Avg Price
2020	LEAF:	3,802,847.4	2,170,286	57%	240.83
	DUST:	473,688.4	272,269	57%	229.48
	TOTAL:	4,276,535.8	2,442,555	57%	239.57
2019	LEAF:	4,558,942.8	3,405,617	75%	129.26
	DUST:	657,633.0	486,821	74%	127.93
	TOTAL:	5,236,575.8	3,892,438	74%	129.09

SALE 39/2020 (BUYING)	Qty (in kgs)	Percentage Buying	
		This week	Last week
EXPORT	--	--	4%
HUL	312,495	13%	15%
TGBL	152,414	6%	9%
LOCAL PACKETEERS	268,283	11%	18%
OTHER PACKETEERS	356,182	14%	11%
OTHER	1,353,181	55%	47%
TOTAL	2,442,555	100%	100%

PRICE RANGE - SALE 39	2020	2019
UP TO 199/=	1%	95%
200/ TO 239/=	51%	4%
240/= TO 279/=	41%	1%
280/= TO 299/=	4%	-
300/= & ABOVE	3%	-

FRESH TEA ARRIVALS: (IN PKGS.)

YEAR	SALE NO	CLOSED ON	SALE DATE	CTC	ORTH	GREEN	DUST	TOTAL
2020	40	12.09.20	07.10.20	1,18,154	X	X	12,105	1,30,259
2019	40	D	R	O	P	P	E	D
2020	41	15.09.20	14.10.20	1,16,856	X	X	13,412	1,30,268
2019	41	30.08.19	10.10.19	1,14,508	X	X	15,721	1,30,229

CUMULATIVE FRESH TEA ARRIVALS (IN PACKAGE)
SEASON 2019-2020 SALE NO. 14/2020 To 41/2020 – 24,14,596 PACKAGES
SEASON 2018-2019 SALE NO. 14/2019 To 41/2019 – 26,42,387 PACKAGES

OFFERINGS: FRESH + REPRINT

2020	40	12.09.20	07.10.20	1,29,435	X	X	14,204	1,43,639
2019	40	D	R	O	P	P	E	D
2020	41	15.09.20	14.10.20	1,32,910	X	X	16,159	1,49,069
2019	41	30.08.19	10.10.19	1,40,830	60	X	20,297	1,61,187

DATE WISE ARRIVAL

DATE	2020/21	2019/20
28/09	18,487	Holiday
29/09	12,436	Sunday
30/09	20,933	15,416
01/10	76,470	1,12,282
02/10	Holiday	Holiday
03/10	87,445	1,482
04/10	Sunday	32,251

06.10.2020


 Secretary



SILIGURI TEA AUCTION COMMITTEE

MALLAGURI | P.O. PRADHANNAGAR | SILIGURI-734 003 | DIST. DARJEELING

TEA MARKET REPORT

SALE NO -40

SALE DATE 07.10.2020

OFFERING: CTC: 1,29,435 Pkgs, DUST: 14,204 Pkgs, TOTAL: 1,43,639 Pkgs

LEAF: GOOD DEMAND.

GOOD LIQUORING TEAS WERE STEADY TO EASIER OTHER VARIETIES IRREGULARLY EASIER.

MAJOR BLENDER S WERE SELECTIVE, PACKETIERS AND INTERNAL BUYERS OPERATED

DUST: GOOD DEMAND.

INTERNAL BUYERS OPERATED.

* [Please visit STAC web portal 'www.siliguriteaauctioncenter.com' for post auction report of Seller wise and grade wise quantity sold and average price of current sale.]

SILIGURI SALES - QUANTITY AND AVERAGE PRICES

PROVISIONALSALE 40/ 2020

SALE 40 /2019

Held on 07th October, 2020

CATEGORY	Sold qty.(kg)	AVG.	Last week Sale-39		Sold qty.(kg)	AVG.	Last week Sale-39
CTC	1,801,181.4	225.79	240.83		D		129.26
ORTH	X	X	X		R		X
DARJ	X	X	X		O		X
GREEN	X	X	X		P		X
DUST	186,412.6	213.14	229.48				127.93
TOTAL	1,987,594.0	224.61	239.57				129.09

OFFER QTY

SOLD QTY

YEAR	CATEGORY	KGS		KGS	Sold %	Avg Price
2020	LEAF:	4,137,680		1,801,181	43%	225.79
	DUST:	474,854		186,413	39%	213.14
	TOTAL:	4,212,534		1,987,594	47%	224.61
2019	LEAF:	NO SALE				
	DUST:					
	TOTAL:					

SALE 40/2020 (BUYING)	Qty (in kgs)	Percentage Buying	
		This week	Last week
EXPORT	--	--	4%
HUL	150,371	8%	13%
TGBL	105,069	5%	6%
LOCAL PACKETEERS	238,628	12%	11%
OTHER PACKETEERS	130,500	7%	14%
OTHER	1,363,023	68%	55%
TOTAL	1,987,591	100%	100%

PRICE RANGE - SALE 40	2020	2019
UP TO 199/=	12%	NO SALE
200/ TO 239/=	60%	
240/= TO 279/=	23%	
280/= AND ABOVE	5%	-

FRESH TEA ARRIVALS: (IN PKGS.)

YEAR	SALE NO	CLOSED ON	SALE DATE	CTC	ORTH	GREEN	DUST	TOTAL
2020	41	15.09.20	14.10.20	1,16,856	X	X	13,412	1,30,268
2019	41	30.08.19	10.10.19	1,14,508	X	X	15,721	1,30,229
2020	42	21.09.20	20.10.20	1,16,462	X	X	13,587	1,30,049
2019	42	05.09.19	16.10.19	1,15,301	X	X	15,036	1,30,337

CUMULATIVE FRESH TEA ARRIVALS (IN PACKAGE)
SEASON 2019-2020 SALE NO. 14/2020 To 42/2020 – 25,44,645 PACKAGES
SEASON 2018-2019 SALE NO. 14/2019 To 42/2019 – 27,72,724 PACKAGES

OFFERINGS: FRESH + REPRINT

2020	41	15.09.20	14.10.20	1,32,910	X	X	16,159	1,49,069
2019	41	30.08.19	10.10.19	1,40,830	60	X	20,297	1,61,187
2020	42	21.09.20	20.10.20	1,39,797	X	X	17,545	1,57,342
2019	42	05.09.19	16.10.19	1,45,283	60	X	19,802	1,65,145

DATE WISE ARRIVAL

DATE	2020/21	2019/20
05/10	12,718	Holiday
06/10	24,132	Holiday
07/10	34,537	Holiday
08/10	34,126	Holiday
09/10	13,938	6,606
10/10	4,693	76,490
11/10	80	8,718
12/10	1,432	7,974

12.10.2020



Secretary



SILIGURI TEA AUCTION COMMITTEE

MALLAGURI | P.O. PRADHANNAGAR | SILIGURI-734 003 | DIST. DARJEELING

TEA MARKET REPORT

SALE NO -41

SALE DATE 14.10.2020

OFFERING: CTC: 1,32,910 Pkgs, DUST: 16,159 Pkgs, TOTAL: 1,49,069 Pkgs

LEAF: GOOD DEMAND.

GOOD LIQUORING TEAS WERE STEADY TO EASIER OTHER VARIETIES IRREGULARLY EASIER.

MAJOR BLENDER S, PACKETIERS AND INTERNAL BUYERS OPERATED

DUST: GOOD DEMAND.

INTERNAL BUYERS OPERATED.

* [Please visit STAC web portal 'www.siliguriteaauctioncenter.com' for post auction report of Seller wise and grade wise quantity sold and average price of current sale.]

SILIGURI SALES - QUANTITY AND AVERAGE PRICES

PROVISIONALSALE 41/ 2020

Held on 14th October, 2020

SALE 41/2019

held on 10th October, 2019

CATEGORY	Sold qty.(kg)	AVG.	Last week Sale-40	Sold qty.(kg)	AVG.	Last week Sale-39
CTC	2,414,005.4	212.90	225.79	3,623,654.6	136.49	129.26
ORTH	X	X	X	X	X	X
DARJ	X	X	X	X	X	X
GREEN	X	X	X	X	X	X
DUST	279,555.0	203.33	213.14	493,523.1	131.63	127.93
TOTAL	2,693,560.4	211.91	224.61	4,117,177.7	135.91	129.09

OFFER QTY

SOLD QTY

YEAR	CATEGORY	KGS	KGS	Sold %	Avg Price
2020	LEAF:	4,192,136	2,414,005	57%	212.90
	DUST:	546,545	279,555	51%	203.33
	TOTAL:	4,738,681	2,693,560	57%	211.91
2019	LEAF:	4,510,242	3,623,655	80%	129.26
	DUST:	681,084	493,523	72%	127.93
	TOTAL:	5,191,326	4,117,178	79%	129.09

SALE 41/2020 (BUYING)	Qty (in kgs)	Percentage Buying	
		This week	Last week
EXPORT	16,578	0.6 %	
HUL	214,458	8 %	8%
TGBL	204,929	8 %	5%
LOCAL PACKETEERS	358,525	13 %	12%
OTHER PACKETEERS	96,665	3.4%	7%
OTHER	1,802,405	67 %	68%
TOTAL	2,693,560	100 %	100%

PRICE RANGE - SALE41	2020	2019
UP TO 199/=	40%	92%
200/ TO 239/=	41%	5%
240/= TO 279/=	18%	3%
280/= AND ABOVE	1%	-

FRESH TEA ARRIVALS: (IN PKGS.)

YEAR	SALE NO	CLOSED ON	SALE DATE	CTC	ORTH	GREEN	DUST	TOTAL
2020	42	21.09.20	20.10.20	1,16,462	X	X	13,587	1,30,049
2019	42	05.09.19	16.10.19	1,15,301	X	X	15,036	1,30,337
2020	43	D	R	O	P	P	E	D
2019	43	11.09.19	23.10.19	1,16,685	X	X	14,260	1,30,945

CUMULATIVE FRESH TEA ARRIVALS (IN PACKAGE)
SEASON 2019-2020 SALE NO. 14/2020 To 42/2020 – 25,44,645 PACKAGES
SEASON 2018-2019 SALE NO. 14/2019 To 43/2019 – 29,03,669 PACKAGES
OFFERINGS: FRESH + REPRINT

2020	42	21.09.20	20.10.20	1,39,797	X	X	17,545	1,57,342
2019	42	05.09.19	16.10.19	1,45,283	60	X	19,802	1,65,145
2020	43	D	R	O	P	P	E	D
2019	43	11.09.19	23.10.19	1,37,330	X	X	16,588	1,53,918

DATE WISE ARRIVAL

DATE	2020/21	2019/20
13/10	60,216	Sunday
14/10	18,437	12,160
15/10	14,282	60,420
16/10	41,624	48,816
17/10	40,577	7,971
18/10	Sunday	8,491
19/10	11,448	16,860
20/10	19,133	Sunday

20.10.2020



Secretary



SILIGURI TEA AUCTION COMMITTEE

MALLAGURI | P.O. PRADHANNAGAR | SILIGURI-734 003 | DIST. DARJEELING

TEA MARKET REPORT

SALE NO -42

SALE DATE 20.10.2020

OFFERING: CTC: 1,39,797 Pkgs, DUST: 17,545 Pkgs, TOTAL: 1,57,342 Pkgs

LEAF: GOOD DEMAND.

GOOD LIQUORING TEAS WERE STEADY TO EASIER OTHER VARIETIES IRREGULARLY EASIER.

MAJOR BLENDER S, PACKETIERS AND INTERNAL BUYERS OPERATED

DUST: GOOD DEMAND.

INTERNAL BUYERS OPERATED.

* [Please visit STAC web portal 'www.siliguriteaauctioncenter.com' for post auction report of Seller wise and grade wise quantity sold and average price of current sale.]

SILIGURI SALES - QUANTITY AND AVERAGE PRICES

PROVISIONAL SALE 42/ 2020

SALE 42 /2019

Held on 20th October, 2020

held on 17th October, 2019

CATEGORY	Sold qty.(kg)	AVG.	Last week Sale-41	Sold qty.(kg)	AVG.	Last week Sale-41
CTC	2,747,586.6	209.83	212.90	3,511,518.8	133.39	136.49
ORTH	X	X	X	X	X	X
DARJ	X	X	X	X	X	X
GREEN	X	X	X	X	x	X
DUST	343,726.6	198.48	203.33	474,739.6	127.69	131.63
TOTAL	3,091,313.2	208.57	211.91	3,986,258.4	132.71	135.91

OFFER QTY

SOLD QTY

YEAR	CATEGORY	KGS	KGS	Sold %	Avg Price
2020	LEAF:	4,454,604	2,747,587	62%	209.83
	DUST:	594,893	343,727	58%	198.48
	TOTAL:	5,046,497	3,091,313	61%	208.57
2019	LEAF:	4,582,062	3,511,519	77%	133.39
	DUST:	656,289	474,740	72%	127.69
	TOTAL:	5,238,351	3,986,258	76%	132.71

SALE 42/2020 (BUYING)	Qty (in kgs)	Percentage Buying	
		This week	Last week
EXPORT	15,516	0.5 %	0.6 %
HUL	190,301	6 %	8 %
TGBL	80,414	3 %	8 %
LOCAL PACKETEERS	278,707	9 %	13 %
OTHER PACKETEERS	78,379	2.5 %	3.4 %
OTHER	2,447,996	79 %	67 %
TOTAL	3,091,313	100 %	100 %

PRICE RANGE - SALE42	2020	2019
UP TO 199/=	41%	93%
200/ TO 239/=	44%	5%
240/= TO 279/=	14%	2%
280/= AND ABOVE	1%	-

FRESH TEA ARRIVALS: (IN PKGS.)

YEAR	SALE NO	CLOSED ON	SALE DATE	CTC	ORTH	GREEN	DUST	TOTAL
2020	43	D	R	O	P	P	E	D
2019	43	11.09.19	23.10.19	1,16,685	X	X	14,260	1,30,945
2020	44	28.09.20	04.11.20	1,14,766	X	X	15,340	1,30,106
2019	44	14.09.19	30.10.19	73,108	X	X	7,620	80,728

CUMULATIVE FRESH TEA ARRIVALS (IN PACKAGE)
SEASON 2019-2020 SALE NO. 14/2020 To 44/2020 – 26,74,750 PACKAGES
SEASON 2018-2019 SALE NO. 14/2019 To 44/2019 – 29,84,397 PACKAGES

OFFERINGS: FRESH + REPRINT

2020	44	28.09.20	04.11.20	1,49,285	X	X	20,573	1,69,858
2019	44	14.09.19	30.10.19	93,996	20	X	12,230	1,06,246
2020	45	03.10.20	11.11.20	1,45,050	X	X	20,499	1,65,549
2019	45	19.09.19	06.11.19	1,35,557	55	X	17,480	1,53,092

DATE WISE ARRIVAL

DATE	2020/21	2019/20
21/10	59,865	25,322
22/10	24,385	14,462
23/10	Holiday	27,995
24/10	Holiday	4,073
25/10	Holiday	3,034
26/10	Holiday	4,962
27/10	Nil	Sunday
28/10	36,941	345

29.10.2020


Secretary



SILIGURI TEA AUCTION COMMITTEE

MALLAGURI | P.O. PRADHANNAGAR | SILIGURI-734 003 | DIST. DARJEELING

TEA MARKET REPORT

SALE NO -44

SALE DATE 04.11.2020

OFFERING: CTC: 1,49,285 Pkgs, DUST: 20,573 Pkgs, TOTAL: 1,69,858 Pkgs

LEAF: GOOD DEMAND.

GOOD LIQUORING TEAS WERE STEADY TO EASIER OTHER VARIETIES IRREGULARLY EASIER.
 MAJOR BLENDER S, PACKETIERS AND INTERNAL BUYERS OPERATED

DUST: GOOD DEMAND.

INTERNAL BUYERS OPERATED.

* [Please visit STAC web portal 'www.siliguriteaauctioncenter.com' for post auction report of
 Seller wise and grade wise quantity sold and average price of current sale.]

SILIGURI SALES - QUANTITY AND AVERAGE PRICES

PROVISIONAL SALE 44/ 2020

Held on 04th November, 2020

SALE 44 /2019

held on 31st October, 2019

CATEGORY	Sold qty.(kg)	AVG.	Last week Sale-42	Sold qty.(kg)	AVG.	Last week Sale-43
CTC	2,636,277.0	196.49	209.83	2,292,720.8	134.89	136.86
ORTH	X	X	X	X	X	X
DARJ	X	X	X	X	X	X
GREEN	X	X	X	X	X	X
DUST	358,032.9	183.82	198.48	325,608.3	128.62	134.35
TOTAL	2,994,259.9	194.98	208.57	2,618,329.1	134.11	136.59

OFFER QTY

SOLD QTY

YEAR	CATEGORY	KGS	KGS	Sold %	Avg Price
2020	LEAF:	4,808,389	2,636,277	55%	196.49
	DUST:	698,951	358,033	51%	183.82
	TOTAL:	5,507,340	2,994,260	54%	194.98
2019	LEAF:	2,908,504	2,292,721	79%	134.39
	DUST:	403,061	325,608	81%	128.62
	TOTAL:	3,311,565	2,618,329	79%	131.11

SALE 44/2020 (BUYING)	Qty (in kgs)	Percentage Buying	
		This week	Last week
EXPORT	33,045	1 %	0.5 %
HUL	214,454	8 %	6 %
TGBL	116,683	4 %	3 %
LOCAL PACKETEERS	233,411	8 %	9 %
OTHER PACKETEERS	201,225	7 %	2.5 %
OTHER	2,195,442	72 %	79 %
TOTAL	2,994,260	100 %	100 %

PRICE RANGE - SALE44	2020	2019
UP TO 199/=	58%	92%
200/ TO 239/=	28%	4%
240/= TO 279/=	13.7%	4%
280/= AND ABOVE	0.3%	-

FRESH TEA ARRIVALS: (IN PKGS.)

YEAR	SALE NO	CLOSED ON	SALE DATE	CTC	ORTH	GREEN	DUST	TOTAL
2020	45	03.10.20	11.11.20	1,03,784	X	X	13,122	1,16,906
2019	45	19.09.19	06.11.19	1,16,519	X	X	13,591	1,30,110
2020	46	09.10.20	18.11.20	1,16,102	X	X	14,107	1,30,209
2019	46	24.09.19	13.11.19	1,16,532	X	X	13,818	1,30,350

CUMULATIVE FRESH TEA ARRIVALS (IN PACKAGE)
SEASON 2019-2020 SALE NO. 14/2020 To 45/2020 – 27,91,656 PACKAGES
SEASON 2018-2019 SALE NO. 14/2019 To 45/2019 – 31,14,507 PACKAGES

OFFERINGS: FRESH + REPRINT

2020	45	03.10.20	11.11.20	1,45,050	X	X	20,499	1,65,549
2019	45	19.09.19	06.11.19	1,35,557	55	X	17,480	1,53,092
2020	46	09.10.20	18.11.20	1,56,032	X	X	18,457	1,74,489
2019	46	24.09.19	13.11.19	1,37,868	30	X	17,229	1,55,127

DATE WISE ARRIVAL

DATE	2020/21	2019/20
29/10	56,400	3,448
30/10	Holiday	7,570
31/10	34,025	3,502
01/11	Sunday	13,680
02/11	20,572	Nil
03/11	23,443	Sunday
04/11	66,399	62,940
05/11	25,828	17,263

09.11.2020


Secretary



SILIGURI TEA AUCTION COMMITTEE

MALLAGURI | P.O. PRADHANNAGAR | SILIGURI-734 003 | DIST. DARJEELING

TEA MARKET REPORT

SALE NO -45

SALE DATE 11.11.2020

OFFERING: CTC: 1,45,050 Pkgs, DUST: 20,499 Pkgs, TOTAL: 1,65,549 Pkgs

LEAF: GOOD DEMAND.

GOOD LIQUORING TEAS WERE STEADY TO EASIER OTHER VARIETIES IRREGULARLY EASIER.

MAJOR BLENDER S, PACKETIERS AND INTERNAL BUYERS OPERATED

DUST: GOOD DEMAND.

INTERNAL BUYERS OPERATED.

* [Please visit STAC web portal 'www.siliguriteaauctioncenter.com' for post auction report of Seller wise and grade wise quantity sold and average price of current sale.]

SILIGURI SALES - QUANTITY AND AVERAGE PRICES

PROVISIONAL SALE 45/ 2020

SALE 45/ 2019

Held on 11th November, 2020

held on 06th November, 2019

CATEGORY	Sold qty.(kg)	AVG.	Last week Sale-44	Sold qty.(kg)	AVG.	Last week Sale-44
CTC	2,450,369.4	175.66	196.49	3,287,614.7	132.46	134.89
ORTH	X	X	X	X	X	X
DARJ	X	X	X	X	X	X
GREEN	X	X	X	X	X	X
DUST	380,988.4	170.28	183.82	433,225.5	131.13	128.62
TOTAL	2,831,357.8	174.94	194.98	3,720,840.2	132.30	134.11

OFFER QTY

SOLD QTY

YEAR	CATEGORY	KGS	KGS	Sold %	Avg Price
2020	LEAF:	4,595,719	2,450,369	49%	175.66
	DUST:	691,697	380,988	55%	170.28
	TOTAL:	5,287,476	2,831,357	53%	174.94
2019	LEAF:	4,168,204	3,287,615	79%	132.46
	DUST:	577,693	433,225	75%	131.13
	TOTAL:	4,745,897	3,720,840	78%	132.30

SALE 45/2020 (BUYING)	Qty (in kgs)	Percentage Buying	
		This week	Last week
EXPORT	40,083	1 %	1 %
HUL	507,659	18 %	8 %
TGBL	186,567	7 %	4 %
LOCAL PACKETEERS	129,540	4 %	8 %
OTHER PACKETEERS	202,427	7 %	7 %
OTHER	1,765,082	63 %	72 %
TOTAL	2,831,358	100 %	100 %

PRICE RANGE - SALE45	2020	2019
UP TO 199/=	77%	93%
200/ TO 239/=	18%	5%
240/= TO 279/=	5 %	2 %
280/= AND ABOVE	0.05%	-

FRESH TEA ARRIVALS: (IN PKGS.)

YEAR	SALE NO	CLOSED ON	SALE DATE	CTC	ORTH	GREEN	DUST	TOTAL
2020	46	09.10.20	18.11.20	1,16,102	X	X	14,107	1,30,209
2019	46	24.09.19	13.11.19	1,16,532	X	X	13,818	1,30,350
2020	47	09.10.20	25.11.20	1,16,248	X	X	14,016	1,30,264
2019	47	01.10.19	20.11.19	1,16,075	X	X	14,361	1,30,436

CUMULATIVE FRESH TEA ARRIVALS (IN PACKAGE)
SEASON 2019-2020 SALE NO. 14/2020 To 46/2020 – 29,21,865 PACKAGES
SEASON 2018-2019 SALE NO. 14/2019 To 46/2019 – 32,44,857 PACKAGES

OFFERINGS: FRESH + REPRINT

2020	46	09.10.20	18.11.20	1,56,032	X	X	18,457	1,74,489
2019	46	24.09.19	13.11.19	1,37,868	30	X	17,229	1,55,127
2020	47	14.10.20	25.11.20	1,62,081	X	X	20,889	1,83,270
2019	47	01.10.19	20.11.19	1,27,296	65	X	16,610	1,43,971

DATE WISE ARRIVAL

DATE	2020/21	2019/20
06/11	11,706	3,745
07/11	15,239	14,252
08/11	nil	8,766
09/11	77,104	6,537
10/11	28,929	Sunday
11/11	13,088	10,583
12/11	18,873	Holiday
13/11	52,737	14,293

16.11.2020


 Secretary



SILIGURI TEA AUCTION COMMITTEE

MALLAGURI | P.O. PRADHANNAGAR | SILIGURI-734 003 | DIST. DARJEELING

TEA MARKET REPORT

SALE NO -46

SALE DATE 18.11.2020

OFFERING: CTC: 1,56,032 Pkgs, DUST: 18,457 Pkgs, TOTAL: 1,74,489 Pkgs

LEAF: GOOD DEMAND.

GOOD LIQUORING TEAS WERE STEADY TO EASIER OTHER VARIETIES IRREGULARLY EASIER.

MAJOR BLENDER S, PACKETIERS AND INTERNAL BUYERS OPERATED

DUST: GOOD DEMAND.

INTERNAL BUYERS OPERATED.

* [Please visit STAC web portal 'www.siliguriteaauctioncenter.com' for post auction report of Seller wise and grade wise quantity sold and average price of current sale.]

SILIGURI SALES - QUANTITY AND AVERAGE PRICES

PROVISIONALSALE 46/ 2020

Held on 18th November, 2020

SALE 46/2019

held on 13th November, 2019

CATEGORY	Sold qty.(kg)	AVG.	Last week Sale-45	Sold qty.(kg)	AVG.	Last week Sale-45
CTC	2,942,373.2	162.49	175.66	3,426,203.2	136.64	132.46
ORTH	X	X	X	X	X	X
DARJ	X	X	X	X	X	X
GREEN	X	X	X	X	X	X
DUST	399,648.9	159.43	170.28	440,883.4	130.23	131.13
TOTAL	3,342,022.1	162.12	174.94	3,867,086.6	135.91	135.91

OFFER QTY

SOLD QTY

YEAR	CATEGORY	KGS	KGS	Sold %	Avg Price
2020	LEAF:	4,955,795.4	2,942,373	59%	162.49
	DUST:	630,925.3	399,649	63%	159.43
	TOTAL:	5,586,720.7	3,342,022	60%	162.12
2019	LEAF:	4,397,844	3,426,203	78%	136.62
	DUST:	572,394	440,883	77%	130.23
	TOTAL:	4,970,238	3,867,087	78%	135.91

SALE 46/2020 (BUYING)	Qty (in kgs)	Percentage Buying	
		This week	Last week
EXPORT	72,859	2 %	1 %
HUL	82,343	3 %	18 %
TGBL	437,939	13 %	7 %
LOCAL PACKETEERS	118,685	3 %	4 %
OTHER PACKETEERS	207,059	6 %	7 %
OTHER	2,423,137	73 %	63 %
TOTAL	3,342,022	100 %	100 %

PRICE RANGE - SALE46	2020	2019
UP TO 199/=	84%	92%
200/ TO 239/=	12%	5%
240/= TO 279/=	4 %	3 %
280/= AND ABOVE	-	-

FRESH TEA ARRIVALS: (IN PKGS.)

YEAR	SALE NO	CLOSED ON	SALE DATE	CTC	ORTH	GREEN	DUST	TOTAL
2020	47	09.10.20	25.11.20	1,16,248	X	X	14,016	1,30,264
2019	47	01.10.19	20.11.19	1,16,075	X	X	14,361	1,30,436
2020	48	17.10.20	03.12.20	1,16,036	X	X	14,415	1,30,451
2019	48	11.10.19	27.11.19	1,17,774	X	X	12,247	1,30,021

CUMULATIVE FRESH TEA ARRIVALS (IN PACKAGE)
SEASON 2020-2021 SALE NO. 14/2020 To 48/2020 – 31,82,680 PACKAGES
SEASON 2019-2020 SALE NO. 14/2019 To 48/2019 – 35,05,314 PACKAGES

OFFERINGS: FRESH + REPRINT

2020	47	14.10.20	25.11.20	1,62,381	X	X	20,889	1,83,270
2019	47	01.10.19	20.11.19	1,27,296	65	X	16,610	1,43,971
2020	48	17.10.20	03.12.20	1,71,276	X	X	20,293	1,91,569
2019	48	11.10.19	27.11.19	1,36,257	X	X	14,849	1,51,106

DATE WISE ARRIVAL

DATE	2020/21	2019/20
14/11	Holiday	45,087
15/11	Sunday	33,999
16/11	23,443	9,724
17/11	11,295	Sunday
18/11	9,212	5,527
19/11	16,662	6,121
20/11	Nil	12,956
21/11	5,730	40,181

23.11.2020


 Secretary



SILIGURI TEA AUCTION COMMITTEE

MALLAGURI | P.O. PRADHANNAGAR | SILIGURI-734 003 | DIST. DARJEELING

TEA MARKET REPORT

SALE NO -47

SALE DATE 25.11.2020

OFFERING: CTC: 1,62,381 Pkgs, DUST:20,859 Pkgs, TOTAL: 1,83,270 Pkgs

LEAF: GOOD DEMAND.

GOOD LIQUORING TEAS WERE STEADY TO EASIER OTHER VARIETIES IRREGULARLY EASIER.

MAJOR BLENDER S, PACKETIERS AND INTERNAL BUYERS OPERATED

DUST: GOOD DEMAND.

INTERNAL BUYERS OPERATED.

* [Please visit STAC web portal 'www.siliguriteaauctioncenter.com' for post auction report of Seller wise and grade wise quantity sold and average price of current sale.]

SILIGURI SALES - QUANTITY AND AVERAGE PRICES

PROVISIONALSALE 47/ 2020

Held on 25th November, 2020

SALE 47/ 2019

held on 20th November, 2019

CATEGORY	Sold qty.(kg)	AVG.	Last week Sale-46	Sold qty.(kg)	AVG.	Last week Sale-46
CTC	3,471,114.6	157.47	162.49	3,315,700.8	137.90	136.62
ORTH	X	X	X	X	X	X
DARJ	X	X	X	X	X	X
GREEN	X	X	X	X	X	X
DUST	438,180.9	151.60	159.43	447,273.1	135.42	130.23
TOTAL	3,909,295.5	156.82	162.12	3,762,973.9	137.61	132.30

OFFER QTY

SOLD QTY

YEAR	CATEGORY	KGS	KGS	Sold %	Avg Price
2020	LEAF:	5,187,904	3,471,115	67%	157.47
	DUST:	710,099	438,181	62%	153.60
	TOTAL:	5,898,003	3,909,296	66%	156.82
2019	LEAF:	4,105,873	3,315,701	81%	137.00
	DUST:	556,266	447,273	80%	135.42
	TOTAL:	4,662,139	3,762,974	81%	137.61

SALE 47/2020 (BUYING)	Qty (in kgs)	Percentage Buying	
		This week	Last week
EXPORT	114,301	3 %	2 %
HUL	190,264	5 %	3 %
TGBL	27,419	1 %	13 %
LOCAL PACKETEERS	209,748	5 %	3 %
OTHER PACKETEERS	194,295	5%	6 %
OTHER	3,173,269	81%	73 %
TOTAL	3,909,296	100 %	100 %

PRICE RANGE - SALE47	2020	2019
UP TO 199/=	85%	91%
200/ TO 239/=	11%	6%
240/= TO 279/=	4%	3 %
280/= AND ABOVE	-	-

FRESH TEA ARRIVALS: (IN PKGS.)

YEAR	SALE NO	CLOSED ON	SALE DATE	CTC	ORTH	GREEN	DUST	TOTAL
2020	48	17.10.20	02.12.20	1,16,036	X	X	14,415	1,30,451
2019	48	11.10.19	27.11.19	1,17,774	X	X	12,247	1,30,021
2020	49	21.10.20	09.12.20	1,18,148	X	X	12,115	1,30,263
2019	49	18.10.19	04.12.19	1,28,198	X	X	11,852	1,30,050

CUMULATIVE FRESH TEA ARRIVALS (IN PACKAGE)
SEASON 2020-21 SALE NO. 14/2020 To 49/2020 – 33,12,943 PACKAGES
SEASON 2019-20 SALE NO. 14/2019 To 49/2019 – 36,35,364 PACKAGES

OFFERINGS: FRESH + REPRINT

2020	48	17.10.20	03.12.20	1,71,276	X	X	20,293	1,91,569
2019	48	11.10.19	27.11.19	1,36,257	X	X	14,849	1,51,106
2020	49	21.10.20	09.12.20	1,61,932	X	X	18,613	1,80,545
2019	49	18.10.19	04.12.19	1,31,102	X	X	14,578	1,45,680

DATE WISE ARRIVAL

DATE	2020/21	2019/20
22/11	Sunday	53,878
23/11	16,565	16,381
24/11	15,346	Sunday
25/11	28,003	11,179
26/11	10,175	6,213
27/11	15,953	1,599
28/11	16,340	21,103
29/11	Sunday	11,179

30.11.2020


 Secretary



SILIGURI TEA AUCTION COMMITTEE

MALLAGURI | P.O. PRADHANNAGAR | SILIGURI-734 003 | DIST. DARJEELING

TEA MARKET REPORT

SALE NO -48

SALE DATE 02.12.2020

OFFERING: CTC: 1,71,276 Pkgs, DUST:20,293 Pkgs, TOTAL: 1,91,569 Pkgs

LEAF: GOOD DEMAND.

GOOD LIQUORING TEAS WERE STEADY TO EASIER OTHER VARIETIES IRREGULARLY EASIER.

MAJOR BLENDER S, PACKETIERS AND INTERNAL BUYERS OPERATED

DUST: GOOD DEMAND.

INTERNAL BUYERS OPERATED.

* [Please visit STAC web portal 'www.siliguriteaauctioncenter.com' for post auction report of Seller wise and grade wise quantity sold and average price of current sale.]

SILIGURI SALES - QUANTITY AND AVERAGE PRICES

PROVISIONALSALE 48/ 2020

SALE 48 /2019

Held on 02nd December, 2020

held on 27th November,2019

CATEGORY	Sold qty.(kg)	AVG.	Last week Sale-47	Sold qty.(kg)	AVG.	Last week Sale-47
CTC	4,330,496.2	158.94	157.47	3,486,535.0	137.22	137.90
ORTH	X	X	X	X	X	X
DARJ	X	X	X	X	X	X
GREEN	X	X	X	X	X	X
DUST	547,859.1	150.56	151.60	421,848.9	133.50	135.42
TOTAL	4,878,355.3	158.00	156.82	3,908,383.9	136.81	137.61

OFFER QTY

SOLD QTY

YEAR	CATEGORY	KGS	KGS	Sold %	Avg Price
2020	LEAF:	5,494,719	4,330,496	79%	158.94
	DUST:	692,668	547,859	79%	150.56
	TOTAL:	6,187,387	4,878,355	79%	158.00
2019	LEAF:	4,342,973	3,486,535	80%	137.22
	DUST:	504,693	421,849	83%	133.50
	TOTAL:	4,847,666	3,908,384	81%	136.81

SALE 48/2020 (BUYING)	Qty (in kgs)	Percentage Buying	
		This week	Last week
EXPORT	30,849	1 %	3 %
HUL	411,694	8 %	5 %
TGBL	70,456	1 %	1 %
LOCAL PACKETEERS	180,608	4 %	5 %
OTHER PACKETEERS	324,063	7 %	5 %
OTHER	3,860,685	79 %	81 %
TOTAL	4,878,355	100 %	100 %

PRICE RANGE - SALE48	2020	2019
UP TO 199/=	82%	92%
200/ TO 239/=	13%	6%
240/= TO 279/=	5%	2 %
280/= AND ABOVE	-	-

FRESH TEA ARRIVALS: (IN PKGS.)

YEAR	SALE NO	CLOSED ON	SALE DATE	CTC	ORTH	GREEN	DUST	TOTAL
2020	49	21.10.20	09.12.20	1,18,148	X	X	12,115	1,30,263
2019	49	18.10.19	04.12.19	1,28,198	X	X	11,852	1,30,050
2020	50	02.11.20	16.12.20	1,17,395	X	X	12,683	1,30,078
2019	50	21.10.19	11.12.19	1,18,928	X	X	11,762	1,30,690

CUMULATIVE FRESH TEA ARRIVALS (IN PACKAGE)
SEASON 2020-2021 SALE NO. 14/2020 To 50/2020 – 34,43,641 PACKAGES
SEASON 2019-2020 SALE NO. 14/2019 To 50/2019 – 37,66,054 PACKAGES

OFFERINGS: FRESH + REPRINT

2020	49	21.10.20	09.12.20	1,61,932	X	X	18,613	1,80,545
2019	49	18.10.19	04.12.19	1,31,102	X	X	14,578	1,45,680
2020	50	02.11.20	16.12.20	1,57,067	X	X	19,237	1,76,304
2019	50	21.10.19	11.12.19	1,33,427	X	X	14,206	1,47,633

DATE WISE ARRIVAL

DATE	2020/21	2019/20
30/11	Sunday	37,447
01/12	24,236	Sunday
02/12	16,350	675
03/12	14,572	17,023
04/12	36,417	12,627
05/12	19,065	10,381
06/12	Sunday	56,506
07/12	24,273	7,413

08.12.2020


 Secretary



SILIGURI TEA AUCTION COMMITTEE

MALLAGURI | P.O. PRADHANNAGAR | SILIGURI-734 003 | DIST. DARJEELING

TEA MARKET REPORT

SALE NO -49

SALE DATE 09.12.2020

OFFERING: CTC: 1,61,932 Pkgs, DUST18,613 Pkgs, TOTAL: 1,80,545 Pkgs

LEAF: GOOD DEMAND.

GOOD LIQUORING TEAS WERE STEADY TO EASIER OTHER VARIETIES IRREGULARLY EASIER.

MAJOR BLENDER S, PACKETIERS AND INTERNAL BUYERS OPERATED

DUST: GOOD DEMAND.

INTERNAL BUYERS OPERATED.

* [Please visit STAC web portal 'www.siliguriteaauctioncenter.com' for post auction report of Seller wise and grade wise quantity sold and average price of current sale.]

SILIGURI SALES - QUANTITY AND AVERAGE PRICES

PROVISIONALSALE 49/ 2020

Held on 09th December, 2020

SALE 49 /2019

held on 04th December,2019

CATEGORY	Sold qty.(kg)	AVG.	Last week Sale-48		Sold qty.(kg)	AVG.	Last week Sale-48
CTC	4,376,712.6	158.39	158.94		3,291,993.4	140.31	137.22
ORTH	X	X	X		X	X	X
DARJ	X	X	X		X	X	X
GREEN	X	X	X		X	X	X
DUST	532,282.6	153.27	150.56		404,628.4	133.53	133.50
TOTAL	4,908,995.2	157.84	158.00		3,696,621.8	139.57	136.81

OFFER QTY

SOLD QTY

YEAR	CATEGORY	KGS		KGS	Sold %	Avg Price
2020	LEAF:	5,254,887		4,376,712	83%	1583.4
	DUST:	646,003		532,283	82%	153.27
	TOTAL:	5,900,890		4,908,995	83%	157.84
2019	LEAF:	4,248,428		3,291,993	77%	140.31
	DUST:	490,219		404,628	82%	133.53
	TOTAL:	4,738,647		3,696,621	78%	139.57

SALE 49/2020 (BUYING)	Qty (in kgs)	Percentage Buying	
		This week	Last week
EXPORT	-	%	1 %
HUL	497,950	10 %	8 %
TGBL	14,123	0.3 %	1 %
LOCAL PACKETEERS	197,219	4 %	4 %
OTHER PACKETEERS	367,218	7%	7 %
OTHER	3,832,485	79%	79 %
TOTAL	4,908,995	100 %	100 %

PRICE RANGE - SALE49	2020	2019
UP TO 199/=	83%	91%
200/ TO 239/=	13%	7%
240/= TO 279/=	4%	2 %
280/= AND ABOVE	-	-

FRESH TEA ARRIVALS: (IN PKGS.)

YEAR	SALE NO	CLOSED ON	SALE DATE	CTC	ORTH	GREEN	DUST	TOTAL
2020	50	02.11.20	16.12.20	1,17,395	X	X	12,683	1,30,078
2019	50	21.10.19	11.12.19	1,18,928	X	X	11,762	1,30,690
2020	51	05.11.20	23.12.20	1,18,104	X	X	12,312	1,30,416
2019	51	25.10.19	18.12.19	1,17,883	X	X	12,382	1,30,265

CUMULATIVE FRESH TEA ARRIVALS (IN PACKAGE)
SEASON 2020-2021 SALE NO. 14/2020 To 51/2020 – 35,74,057 PACKAGES
SEASON 2019-2020 SALE NO. 14/2019 To 51/2019 – 38,96,319 PACKAGES

OFFERINGS: FRESH + REPRINT

2020	50	02.11.20	16.12.20	1,57,067	X	X	19,237	1,76,304
2019	50	21.10.19	11.12.19	1,33,427	X	X	14,206	1,47,633
2020	51	05.11.20	23.12.20	1,49,286	X	X	17,189	1,66,475
2019	51	25.10.19	18.12.19	1,35,773	X	X	15,374	1,51,147

DATE WISE ARRIVAL

DATE	2020/21	2019/20
08/12	8,248	Sunday
09/12	23,722	21,928
10/12	18,417	10,105
11/12	17,313	7,085
12/12	4,328	10,146
13/12	Sunday	23,010

12.12.2020


 Secretary



SILIGURI TEA AUCTION COMMITTEE

MALLAGURI | P.O. PRADHANNAGAR | SILIGURI-734 003 | DIST. DARJEELING

TEA MARKET REPORT

SALE NO -50

SALE DATE 16.12.2020

OFFERING: CTC: 1,57,067 Pkgs, DUST19,237 Pkgs, TOTAL: 1,76,304 Pkgs

LEAF: GOOD DEMAND.

GOOD LIQUORING TEAS WERE STEADY TO DEARER

MAJOR BLENDERS, PACKETEERS AND INTERNAL BUYERS OPERATED

DUST: GOOD DEMAND.

INTERNAL BUYERS OPERATED.

* [Please visit STAC web portal 'www.siliguriteaauctioncenter.com' for post auction report of Seller wise and grade wise quantity sold and average price of current sale.]

SILIGURI SALES - QUANTITY AND AVERAGE PRICES

PROVISIONALSALE 50/ 2020

Held on 16th December, 2020

SALE 50 /2019

held on 11th December,2019

CATEGORY	Sold qty.(kg)	AVG.	Last week Sale-49	Sold qty.(kg)	AVG.	Last week Sale-49
CTC	4,560,333.2	161.64	158.39	3,384,859.4	136.72	140.31
ORTH	X	X	X	X	X	X
DARJ	X	X	X	X	X	X
GREEN	X	X	X	X	X	X
DUST	580,626.2	152.35	153.27	423,533.8	133.33	133.53
TOTAL	5,140,959.6	160.59	157.84	3,808,393.2	136.34	139.57

OFFER QTY

SOLD QTY

YEAR	CATEGORY	KGS	KGS	Sold %	Avg Price
2020	LEAF:	5,190,711	4,560,333	88%	161.64
	DUST:	665,072	580,626	87%	152.35
	TOTAL:	5,855,783	5,140,959	88%	160.59
2019	LEAF:	4,044,606	3,384,859	84%	136.72
	DUST:	478,863	423,533	88%	133.33
	TOTAL:	4,523,469	3,808,392	84%	136.34

SALE 50/2020 (BUYING)	Qty (in kgs)	Percentage Buying	
		This week	Last week
EXPORT	31,678	1 %	0 %
HUL	505,380	10 %	10 %
TGBL	52,048	1 %	0.3 %
LOCAL PACKETEERS	295,036	6 %	4 %
OTHER PACKETEERS	338,071	7%	7 %
OTHER	3,918,746	75%	79 %
TOTAL	5,140,959	100 %	100 %

PRICE RANGE - SALE50	2020	2019
UP TO 199/=	80%	94%
200/ TO 239/=	15%	5%
240/= TO 279/=	3%	1 %
280/= AND ABOVE	2%	-

FRESH TEA ARRIVALS: (IN PKGS.)

YEAR	SALE NO	CLOSED ON	SALE DATE	CTC	ORTH	GREEN	DUST	TOTAL
2020	51	05.11.20	23.12.20	1,18,104	X	X	12,312	1,30,416
2019	51	25.10.19	18.12.19	1,17,883	X	X	12,382	1,30,265
2020	52	10.11.20	30.12.20	1,17,201	X	X	12,948	1,30,149
2019	52	07.11.19	26.12.19	1,17,883	X	X	12,382	1,30,265

CUMULATIVE FRESH TEA ARRIVALS (IN PACKAGE)
SEASON 2020-2021 SALE NO. 14/2020 To 52/2020 – 37,04,206 PACKAGES
SEASON 2019-2020 SALE NO. 14/2019 To 52/2019 – 40,26,584 PACKAGES

OFFERINGS: FRESH + REPRINT

2020	51	05.11.20	23.12.20	1,49,286	X	X	17,189	1,66,475
2019	51	25.10.19	18.12.19	1,35,773	X	X	15,374	1,51,147
2020	52	10.11.20	30.12.20	1,15,214	X	X	12,595	1,27,809
2019	52	07.11.19	26.12.19	1,43,870	X	X	17,114	1,60,984

DATE WISE ARRIVAL

DATE	2020/21	2019/20
14/12	8,598	9,001
15/12	9,099	Sunday
16/12	21,402	21,974
17/12	34,302	11,696
18/12	29,183	19,815
19/12	6,628	20,544
20/12	Sunday	20,778



Secretary

21.12.2020



SILIGURI TEA AUCTION COMMITTEE

MALLAGURI | P.O. PRADHANNAGAR | SILIGURI-734 003 | DIST. DARJEELING

TEA MARKET REPORT

SALE NO -51

SALE DATE 23.12.2020

OFFERING: CTC: 1,49,286 Pkgs, DUST 17,189 Pkgs, TOTAL: 1,66,475 Pkgs

LEAF: GOOD DEMAND.

GOOD LIQUORING TEAS WERE STEADY TO DEARER

MAJOR BLENDERS, PACKETEERS AND INTERNAL BUYERS OPERATED

DUST: GOOD DEMAND.

INTERNAL BUYERS WERE THE MAINSTAY IN THE MARKET.

* [Please visit STAC web portal 'www.siliguriteaauctioncenter.com' for post auction report of Seller wise and grade wise quantity sold and average price of current sale.]

SILIGURI SALES - QUANTITY AND AVERAGE PRICES

PROVISIONALSALE 51/ 2020

Held on 23rd December, 2020

SALE 51 /2019

held on 18th December,2019

CATEGORY	Sold qty.(kg)	AVG.	Last week Sale-50	Sold qty.(kg)	AVG.	Last week Sale-50
CTC	4,612,747.6	164.78	161.64	3,435,093.4	135.83	136.72
ORTH	X	X	X	X	X	X
DARJ	X	X	X	X	X	X
GREEN	X	X	X	X	X	X
DUST	561,076.4	162.03	152.35	410,085.7	133.36	133.33
TOTAL	5,173,824.0	164.48	160.59	3,845,179.1	135.56	136.34

OFFER QTY

SOLD QTY

YEAR	CATEGORY	KGS	KGS	Sold %	Avg Price
2020	LEAF:	4,970,484	4,612,748	93%	164.78
	DUST:	603,274	561,076	93%	162.03
	TOTAL:	5,573,758	5,173,824	93%	164.48
2019	LEAF:	4,434,885	3,435,093	77%	135.83
	DUST:	526,895	410,086	78%	133.36
	TOTAL:	4,961,780	3,845,179	77%	135.56

SALE 51/2020 (BUYING)	Qty (in kgs)	Percentage Buying	
		This week	Last week
EXPORT	62,435	1 %	1 %
HUL	519,950	10 %	10 %
TGBL	55,260	1 %	1 %
LOCAL PACKETEERS	262,720	5 %	6 %
OTHER PACKETEERS	236,989	5%	7 %
OTHER	4,036,470	78%	75 %
TOTAL	5,173,824	100 %	100 %

PRICE RANGE - SALE51	2020	2019
UP TO 199/=	80%	95%
200/ TO 239/=	15%	3.5%
240/= TO 279/=	3%	1.5 %
280/= AND ABOVE	2%	0.03%

FRESH TEA ARRIVALS: (IN PKGS.)

YEAR	SALE NO	CLOSED ON	SALE DATE	CTC	ORTH	GREEN	DUST	TOTAL
2020	52	10.11.20	30.12.20	1,17,201	X	X	12,948	1,30,149
2019	52	07.11.19	26.12.19	1,17,883	X	X	12,382	1,30,265
2021	01	19.11.20	06.01.21	1,17,251	X	X	12,820	1,30,071
2020	01	14.11.19	02.01.20	1,17,491	X	X	12,742	1,30,233

CUMULATIVE FRESH TEA ARRIVALS (IN PACKAGE)
SEASON 2020-2021 SALE NO. 14/2020 To 01/2021 – 38,34,277 PACKAGES
SEASON 2019-2020 SALE NO. 14/2019 To 01/2020 – 41,56,817 PACKAGES

OFFERINGS: FRESH + REPRINT

2020	52	10.11.20	30.12.20	1,15,214	X	X	12,595	1,27,809
2019	52	07.11.19	26.12.19	1,43,870	X	X	17,114	1,60,984
2021	01	19.11.20	06.01.21	1,51,803	X	X	17,180	1,68,983
2020	01	14.11.19	02.01.20	1,37,899	X	X	14,041	1,51,940

DATE WISE ARRIVAL

DATE	2020/21	2019/20
21/12	23,698	15,854
22/12	9,101	Sunday
23/12	6,760	23,959
24/12	14,217	6,856
25/12	Holiday	Holiday
26/12	11,154	9045
27/12	Sunday	16889

28.12.2020



Secretary



SILIGURI TEA AUCTION COMMITTEE

MALLAGURI | P.O. PRADHANNAGAR | SILIGURI-734 003 | DIST. DARJEELING

TEA MARKET REPORT

SALE NO -52

SALE DATE 30.12.2020

OFFERING: CTC: 1,15,214 Pkgs, DUST 12,595 Pkgs, TOTAL: 1,27,809 Pkgs

LEAF: GOOD DEMAND.

GOOD LIQUORING TEAS WERE STEADY TO DEARER

MAJOR BLENDERS & PACKETEERS WERE SELECTIVE. INTERNAL BUYERS OPERATED

DUST: GOOD DEMAND.

INTERNAL BUYERS WERE THE MAINSTAY IN THE MARKET.

* [Please visit STAC web portal 'www.siliguriteaauctioncenter.com' for post auction report of Seller wise and grade wise quantity sold and average price of current sale.]

SILIGURI SALES - QUANTITY AND AVERAGE PRICES

PROVISIONALSALE 52/ 2020

SALE 52 /2019

Held on 30th December, 2020

held on 26th December,2019

CATEGORY	Sold qty.(kg)	AVG.	Last week Sale-51	Sold qty.(kg)	AVG.	Last week Sale-51
CTC	3,542,185.8	169.32	164.78	3,860,066.2	136.27	135.83
ORTH	X	X	X	X	X	X
DARJ	X	X	X	X	X	X
GREEN	X	X	X	X	X	X
DUST	414,757.7	162.15	162.03	468,653.7	130.46	133.36
TOTAL	3,957,883.5	168.57	164.48	4,328,719.9	135.64	135.56

OFFER QTY

SOLD QTY

YEAR	CATEGORY	KGS	KGS	Sold %	Avg Price
2020	LEAF:	3,870,851	3,542,186	92%	169.32
	DUST:	438,559	414,758	95%	162.15
	TOTAL:	4,309,410	3,957,884	92%	168.57
2019	LEAF:	4,684,919	3,860,066	82%	136.27
	DUST:	581,212	468,654	81%	130.46
	TOTAL:	5,266,131	4,328,720	82%	135.64

SALE 52/2020 (BUYING)	Qty (in kgs)	Percentage Buying	
		This week	Last week
	141,065	4 %	1 %
EXPORT			
HUL	289,587	7 %	10 %
TGBL	45,948	1 %	1 %
LOCAL PACKETEERS	133,296	3 %	5 %
OTHER PACKETEERS	222,785	6%	5 %
OTHER	3,125,202	79%	78 %
TOTAL	3,957,883	100 %	100 %

PRICE RANGE - SALE52	2020	2019
UP TO 199/=	80%	93.5%
200/ TO 239/=	14%	5.4%
240/= TO 279/=	5%	1 %
280/= AND ABOVE	1%	0.02%

FRESH TEA ARRIVALS: (IN PKGS.)

YEAR	SALE NO	CLOSED ON	SALE DATE	CTC	ORTH	GREEN	DUST	TOTAL
2021	01	19.11.20	06.01.21	1,17,251	X	X	12,820	1,30,071
2020	01	14.11.19	02.01.20	1,17,491	X	X	12,742	1,30,233
2021	02	01.12.20	13.01.21	1,16,563	X	X	13,513	1,30,076
2020	02	22.11.19	08.01.20	1,18,268	X	X	11,776	1,30,044

CUMULATIVE FRESH TEA ARRIVALS (IN PACKAGE)
SEASON 2020-2021 SALE NO. 14/2020 To 02/2021 – 39,64,353 PACKAGES
SEASON 2019-2020 SALE NO. 14/2019 To 02/2020 – 42,86,861 PACKAGES

OFFERINGS: FRESH + REPRINT

2021	01	19.11.20	06.01.21	1,51,803	X	X	17,180	1,68,983
2020	01	14.11.19	02.01.20	1,37,899	X	X	14,041	1,51,940
2021	02	01.12.20	13.01.21	1,34,825	X	X	17,166	1,55,991
2020	02	22.11.19	08.01.20	1,39,855	X	X	14,995	1,54,850

DATE WISE ARRIVAL

DATE	2020/21	2019/20
28/12	19,563	12902
29/12	7,400	Sunday
30/12	5,091	16,749
31/12	8,155	9,639
01/01	6,858	1,613

01.01.2021



Secretary



SILIGURI TEA AUCTION COMMITTEE

MALLAGURI | P.O. PRADHANNAGAR | SILIGURI-734 003 | DIST. DARJEELING

TEA MARKET REPORT

SALE NO -01

SALE DATE 06.01.2021

OFFERING: CTC: 1,51,803 Pkgs, DUST 17,180 Pkgs, TOTAL: 1,68,983 Pkgs

LEAF: GOOD DEMAND.

GOOD LIQUORING TEAS WERE STEADY TO DEARER

MAJOR BLENDERS & PACKETEERS WERE SELECTIVE. INTERNAL BUYERS OPERATED

DUST: GOOD DEMAND.

INTERNAL BUYERS WERE THE MAINSTAY IN THE MARKET.

* [Please visit STAC web portal 'www.siliguriteaauctioncenter.com' for post auction report of Seller wise and grade wise quantity sold and average price of current sale.]

SILIGURI SALES - QUANTITY AND AVERAGE PRICES

PROVISIONALSALE 01/ 2021

Held on 06th January, 2021

SALE 01 /2020

held on 02nd January,2020

CATEGORY	Sold qty.(kg)	AVG.	Last week Sale-52	Sold qty.(kg)	AVG.	Last week Sale-52
CTC	4,606,026.0	167.76	169.32	3,475,369.6	134.21	136.27
ORTH	X	X	X	X	X	X
DARJ	X	X	X	X	X	X
GREEN	X	X	X	X	X	X
DUST	560,675.5	166.28	162.15	388,553.7	128.81	130.46
TOTAL	5,166,701.5	167.60	168.57	3,863,923.3	133.67	135.64

OFFER QTY

SOLD QTY

YEAR	CATEGORY	KGS	KGS	Sold %	Avg Price
2021	LEAF:	5,042,882	4,606,026	91%	167.76
	DUST:	598,069	560,675	94%	166.28
	TOTAL:	5,640,951	5,166,701	92%	167.60
2020	LEAF:	4,485,084	3,475,370	77%	134.21
	DUST:	478,914	388,553	81%	128.81
	TOTAL:	4,963,998	3,863,923	78%	133.67

SALE01/2021 (BUYING)	Qty (in kgs)	Percentage Buying	
		This week	Last week
EXPORT	72,014	1 %	4 %
HUL	444,482	9 %	7 %
TGBL	70,506	1 %	1 %
LOCAL PACKETEERS	250,811	5 %	3 %
OTHER PACKETEERS	180,732	3%	6 %
OTHER	4,148,156	81%	79 %
TOTAL	5,166,701	100 %	100 %

PRICE RANGE - SALE01	2020	2019
UP TO 199/=	82%	94.5%
200/ TO 239/=	13%	5%
240/= TO 279/=	3%	0.5 %
280/= AND ABOVE	2%	-

FRESH TEA ARRIVALS: (IN PKGS.)

YEAR	SALE NO	CLOSED ON	SALE DATE	CTC	ORTH	GREEN	DUST	TOTAL
2021	02	01.12.20	13.01.21	1,16,563	X	X	13,513	1,30,076
2020	02	22.11.19	08.01.20	1,18,268	X	X	11,776	1,30,044
2021	03	01.12.20	20.01.21	1,15,225	X	X	14,953	1,30,178
2020	03	30.11.19	15.01.20	1,17,494	X	X	12,528	1,30,022

CUMULATIVE FRESH TEA ARRIVALS (IN PACKAGE)
SEASON 2020-2021 SALE NO. 14/2020 To 03/2021 – 40,94,531 PACKAGES
SEASON 2019-2020 SALE NO. 14/2019 To 03/2020 – 44,16,883 PACKAGES


OFFERINGS: FRESH + REPRINT

2021	02	01.12.20	13.01.21	1,34,825	X	X	17,166	1,55,991
2020	02	22.11.19	08.01.20	1,39,855	X	X	14,995	1,54,850
2021	03	01.12.20	20.01.21	1,26,999	X	X	16,262	1,43,261
2020	03	30.11.19	15.01.20	1,32,131	11	X	15,706	1,47,848

DATE WISE ARRIVAL

DATE	2020/21	2019/20
02/01	3,541	6,438
03/01	Sunday	12,992
04/01	7,743	3,577
05/01	6,530	Sunday
06/01	6,088	1,608
07/01	3,945	1,848
08/01	4,641	95
09/01	4,214	1,963
10/01	Sunday	1,841

9.01.2021


 Secretary



SILIGURI TEA AUCTION COMMITTEE

MALLAGURI | P.O. PRADHANNAGAR | SILIGURI-734 003 | DIST. DARJEELING

TEA MARKET REPORT

SALE NO -02

SALE DATE 13.01.2021

OFFERING: CTC: 1,34,825 Pkgs, DUST 17,166 Pkgs, TOTAL: 1,55,991 Pkgs

LEAF: GOOD DEMAND.

GOOD LIQUORING TEAS WERE STEADY

MAJOR BLENDERS SELECTIVE, PACKETEERS & INTERNAL BUYERS OPERATED

DUST: GOOD DEMAND.

INTERNAL BUYERS WERE THE MAINSTAY IN THE MARKET.

* [Please visit STAC web portal 'www.siliguriteaauctioncenter.com' for post auction report of Seller wise and grade wise quantity sold and average price of current sale.]

SILIGURI SALES - QUANTITY AND AVERAGE PRICES

PROVISIONALSALE 02/ 2021

Held on 13th January, 2021

SALE 02 /2020

held on 08th January,2020

CATEGORY	Sold qty.(kg)	AVG.	Last week Sale-01	Sold qty.(kg)	AVG.	Last week Sale-01
CTC	4,036,585.4	164.16	167.76	3,250,026.4	125.43	134.21
ORTH	X	X	X	X	X	X
DARJ	X	X	X	X	X	X
GREEN	X	X	X	X	X	X
DUST	548,141.3	159.99	166.28	410,050.5	124.33	128.81
TOTAL	4,584,726.7	163.66	167.60	3,660,276.9	125.31	133.67

OFFER QTY

SOLD QTY

YEAR	CATEGORY	KGS	KGS	Sold %	Avg Price
2021	LEAF:	4,454,882	4,036,585	91%	164.16
	DUST:	597,292	548,141	92%	159.99
	TOTAL:	5,052,174	4,584,726	91%	163.66
2020	LEAF:	4,457,011	3,250,026	73%	125.43
	DUST:	514,811	410,050	80%	124.33
	TOTAL:	4,971,822	3,660,276	74%	125.31

SALE02/2021 (BUYING)	Qty (in kgs)	Percentage Buying	
		This week	Last week
EXPORT	105,490	2 %	14 %
HUL	271,158	6 %	9 %
TGBL	140,571	3 %	1 %
LOCAL PACKETEERS	185,802	4 %	5 %
OTHER PACKETEERS	476,892	10%	3 %
OTHER	3,404,814	75%	81 %
TOTAL	4,584,727	100 %	100 %

PRICE RANGE - SALE02	2020	2019
UP TO 199/=	86%	97%
200/ TO 239/=	09%	2%
240/= TO 279/=	3.5%	1 %
280/= AND ABOVE	1.5%	-

FRESH TEA ARRIVALS: (IN PKGS.)

YEAR	SALE NO	CLOSED ON	SALE DATE	CTC	ORTH	GREEN	DUST	TOTAL
2021	03	01.12.20	20.01.21	1,15,225	X	X	14,953	1,30,178
2020	03	30.11.19	15.01.20	1,17,494	X	X	12,528	1,30,022
2021	04	21.12.20	27.01.21	1,16,425	X	X	13,610	1,30,035
2020	04	06.12.19	22.01.20	1,18,280	X	X	11,915	1,30,195

CUMULATIVE FRESH TEA ARRIVALS (IN PACKAGE)
SEASON 2020-2021 SALE NO. 14/2020 To 04/2021 – 42,24,566 PACKAGES
SEASON 2019-2020 SALE NO. 14/2019 To 04/2020 – 45,47,048 PACKAGES

OFFERINGS: FRESH + REPRINT

2021	03	01.12.20	20.01.21	1,26,999	X	X	16,262	1,43,261
2020	03	30.11.19	15.01.20	1,32,131	11	X	15,706	1,47,848
2021	04	21.12.20	27.01.21	1,20,792	X	X	14,842	1,35,634
2020	04	06.12.19	22.01.20	1,39,903	X	X	14,570	1,54,473

DATE WISE ARRIVAL

DATE	2020/21	2019/20
11/01	4,247	783
12/01	Holiday	Sunday
13/01	4,578	1651
14/01	3,675	1247
15/01	1,117	303
16/01	650	5,727
17/01	Sunday	741

16.01.2021



Secretary



SILIGURI TEA AUCTION COMMITTEE

MALLAGURI | P.O. PRADHANNAGAR | SILIGURI-734 003 | DIST. DARJEELING

TEA MARKET REPORT

SALE NO -03

SALE DATE 20.01.2021

OFFERING: CTC: 1,26,999 Pkgs, DUST 16,262 Pkgs, TOTAL: 1,43,261 Pkgs

LEAF: GOOD DEMAND.

GOOD LIQUORING TEAS WERE STEADY

MAJOR BLENDERS SELECTIVE, PACKETEERS & INTERNAL BUYERS OPERATED

DUST: GOOD DEMAND.

INTERNAL BUYERS WERE THE MAINSTAY IN THE MARKET.

* [Please visit STAC web portal 'www.siliguriteaauctioncenter.com' for post auction report of Seller wise and grade wise quantity sold and average price of current sale.]

SILIGURI SALES - QUANTITY AND AVERAGE PRICES

PROVISIONALSALE 03/ 2021

Held on 20th January, 2021

SALE 03 /2020

held on 15th January,2020

CATEGORY	Sold qty.(kg)	AVG.	Last week Sale-02	Sold qty.(kg)	AVG.	Last week Sale-02
CTC	3,857,222.4	160.53	164.16	3,094,964.4	120.24	125.43
ORTH	X	X	X	X	X	X
DARJ	X	X	X	X	X	X
GREEN	X	X	X	X	X	X
DUST	506,176.4	156.57	159.99	438,221.0	122.44	124.33
TOTAL	4,363,398.8	160.07	163.66	3,533,185.4	120.51	125.31

OFFER QTY

SOLD QTY

YEAR	CATEGORY	KGS	KGS	Sold %	Avg Price
2021	LEAF:	4,167,821	3,857,222	92%	160.53
	DUST:	564,777	506,176	90%	156.57
	TOTAL:	4,732,598	4,363,398	92%	160.07
2020	LEAF:	4,270,765	3,094,964	72%	120.24
	DUST:	541,595	438,221	81%	122.44
	TOTAL:	4,812,360	3,533,185	73%	120.51

SALE03/2021 (BUYING)	Qty (in kgs)	Percentage Buying	
		This week	Last week
EXPORT	165,442	4 %	2 %
HUL	414,904	9 %	6 %
TGBL	474,348	11 %	3 %
LOCAL PACKETEERS	283,103	6 %	4 %
OTHER PACKETEERS	270,757	6%	10 %
OTHER	2,754,844	64%	75 %
TOTAL	4,363,398	100 %	100 %

PRICE RANGE - SALE03	2021	2020
UP TO 199/=	87%	98%
200/ TO 239/=	9%	2%
240/= TO 279/=	3.5 %	-
280/= AND ABOVE	0.5%	-

FRESH TEA ARRIVALS: (IN PKGS.)

YEAR	SALE NO	CLOSED ON	SALE DATE	CTC	ORTH	GREEN	DUST	TOTAL
2021	04	21.12.20	27.01.21	1,16,425	X	X	13,610	1,30,035
2020	04	06.12.19	22.01.20	1,18,280	X	X	11,915	1,30,195
2021	05	14.01.20	03.02.21	80,613	X	X	11,619	92,232
2020	05	14.12.19	29.01.20	1,01,065	X	X	9,036	1,10,101

CUMULATIVE FRESH TEA ARRIVALS (IN PACKAGE)
SEASON 2020-2021 SALE NO. 14/2020 To 05/2021 – 43,16,798 PACKAGES
SEASON 2019-2020 SALE NO. 14/2019 To 05/2020 – 46,57,149 PACKAGES

OFFERINGS: FRESH + REPRINT

2021	04	21.12.20	27.01.21	1,20,792	X	X	14,842	1,35,634
2020	04	06.12.19	22.01.20	1,39,903	X	X	14,570	1,54,473
2021	05	14.01.20	03.02.21	91,110	X	X	13,250	1,04,360
2020	05	14.12.19	29.01.20	1,27,514	X	X	11,529	1,39,043

DATE WISE ARRIVAL

DATE	2020/21	2019/20
18/01	1,642	390
19/01	1,502	Sunday
20/01	3,630	1894
21/01	4,535	976
22/01	1,497	289
23/01	Holiday	Holiday
24/01	Sunday	8083

27.01.2021



Secretary



SILIGURI TEA AUCTION COMMITTEE

MALLAGURI | P.O. PRADHANNAGAR | SILIGURI-734 003 | DIST. DARJEELING

TEA MARKET REPORT

SALE NO -04

SALE DATE 27.01.2021

OFFERING: CTC: 1,20,792 Pkgs, DUST 14,842 Pkgs, TOTAL: 1,35,634 Pkgs

LEAF: GOOD DEMAND.

GOOD LIQUORING TEAS WERE STEADY TO EASIER

MAJOR BLENDERS SELECTIVE, PACKETEERS & INTERNAL BUYERS OPERATED

DUST: GOOD DEMAND.

INTERNAL BUYERS WERE THE MAINSTAY IN THE MARKET.

* [Please visit STAC web portal 'www.siliguriteaauctioncenter.com' for post auction report of Seller wise and grade wise quantity sold and average price of current sale.]

SILIGURI SALES - QUANTITY AND AVERAGE PRICES

PROVISIONALSALE 04/ 2021

Held on 27th January, 2021

SALE 04 /2020

held on 22nd January,2020

CATEGORY	Sold qty.(kg)	AVG.	Last week Sale-03	Sold qty.(kg)	AVG.	Last week Sale-03
CTC	3,552,442.0	152.62	160.53	3,259,231.8	114.79	120.24
ORTH	X	X	X	X	X	X
DARJ	X	X	X	X	X	X
GREEN	X	X	X	X	X	X
DUST	440,154.7	148.59	156.57	379,429.5	116.32	122.44
TOTAL	3,992,596.7	152.18	160.07	3,638,661.3	114.95	120.51

OFFER QTY

SOLD QTY

YEAR	CATEGORY	KGS	KGS	Sold %	Avg Price
2021	LEAF:	3,949,730	3,552,442	90%	152.62
	DUST:	509,762	440,155	86%	148.59
	TOTAL:	4,459,492	3,992,597	89%	152.18
2020	LEAF:	4,480,420	3,259,232	73%	114.79
	DUST:	491,194	379,429	77%	116.32
	TOTAL:	4,971,614	3,638,661	73%	114.95

SALE04/2021 (BUYING)	Qty (in kgs)	Percentage Buying	
		This week	Last week
EXPORT	125,792	3 %	4 %
HUL	185,409	5 %	9 %
TGBL	344,230	9 %	11 %
LOCAL PACKETEERS	259,143	6 %	6 %
OTHER PACKETEERS	258,251	6%	6 %
OTHER	2,819,772	71%	64 %
TOTAL	3,992,597	100 %	100 %

PRICE RANGE - SALE04	2021	2020
UP TO 199/=	91%	98%
200/ TO 239/=	6%	2%
240/= TO 279/=	2 %	-
280/= AND ABOVE	1%	-

FRESH TEA ARRIVALS: (IN PKGS.)

YEAR	SALE NO	CLOSED ON	SALE DATE	CTC	ORTH	GREEN	DUST	TOTAL
2021	05	14.01.20	03.02.21	80,613	X	X	11,619	92,232
2020	05	14.12.19	29.01.20	1,01,065	X	X	9,036	1,10,101
2021	06	21.01.20	10.02.21	12,024	X	X	1,641	13,665
2020	06	20.12.19	05.02.20	79,221	X	X	10,803	90,024

CUMULATIVE FRESH TEA ARRIVALS (IN PACKAGE)
SEASON 2020-2021 SALE NO. 14/2020 To 06/2021 – 44,01,463 PACKAGES
SEASON 2019-2020 SALE NO. 14/2019 To 06/2020 – 47,47,173 PACKAGES

OFFERINGS: FRESH + REPRINT

2021	05	14.01.20	03.02.21	91,110	X	X	13,250	1,04,360
2020	05	14.12.19	29.01.20	1, 27,514	X	X	11,529	1,39,043
2021	06	21.01.20	10.02.21	26,081	X	X	3,990	30,071
2020	06	20.12.19	05.02.20	1, 04,680	11	X	13,120	1,17,811

DATE WISE ARRIVAL

DATE	2020/21	2019/20
25/01	1,075	989
26/01	Holiday	Sunday
27/01	834	1,316
28/01	1,979	126
29/01	375	65
30/01	nil	Holiday
31/01	Sunday	1,283

02.02.2021



Secretary



SILIGURI TEA AUCTION COMMITTEE

MALLAGURI | P.O. PRADHANNAGAR | SILIGURI-734 003 | DIST. DARJEELING

TEA MARKET REPORT

SALE NO -05

SALE DATE 03.02.2021

OFFERING: CTC: 91,110 Pkgs, DUST 13,250 Pkgs, TOTAL: 1,04,360 Pkgs

LEAF: GOOD DEMAND.

GOOD LIQUORING TEAS WERE STEADY TO EASIER

MAJOR BLENDERS AND PACKETEERS SELECTIVE, INTERNAL BUYERS OPERATED

DUST: GOOD DEMAND.

INTERNAL BUYERS WERE THE MAINSTAY IN THE MARKET.

* [Please visit STAC web portal 'www.siliguriteaauctioncenter.com' for post auction report of Seller wise and grade wise quantity sold and average price of current sale.]

SILIGURI SALES - QUANTITY AND AVERAGE PRICES

PROVISIONAL SALE 05/ 2021

SALE 05 /2020

Held on 3rd February, 2021

held on 29th January, 2020

CATEGORY	Sold qty.(kg)	AVG.	Last week Sale-04	Sold qty.(kg)	AVG.	Last week Sale-04
CTC	2,526,137.8	149.59	152.62	2,764,039.6	104.80	114.79
ORTH	X	X	X	X	X	X
DARJ	X	X	X	X	X	X
GREEN	X	X	X	X	X	X
DUST	410,604.9	143.04	148.59	300,333.4	112.45	116.32
TOTAL	2,936,742.7	148.68	152.18	3,064,373.0	105.55	114.95

OFFER QTY

SOLD QTY

YEAR	CATEGORY	KGS	KGS	Sold %	Avg Price
2021	LEAF:	2,969,849	2,526,138	85%	149.59
	DUST:	458,930	410,605	89%	143.04
	TOTAL:	3,428,779	2,936,743	86%	148.68
2020	LEAF:	4,100,228	2,764,040	67%	104.80
	DUST:	394,617	300,333	76%	112.45
	TOTAL:	4,494,845	3,064,373	68%	105.55

SALE05/2021 (BUYING)	Qty (in kgs)	Percentage Buying	
		This week	Last week
EXPORT	138,075	5 %	3 %
HUL	152,750	5 %	5 %
TGBL	91,365	3 %	9 %
LOCAL PACKETEERS	165,050	6 %	6 %
OTHER PACKETEERS	112,265	4%	6 %
OTHER	2,277,238	77%	71 %
TOTAL	2,936,743	100 %	100 %

PRICE RANGE - SALE05	2021	2020
UP TO 199/=	92%	99%
200/ TO 239/=	6%	1%
240/= TO 279/=	1.7%	-
280/= AND ABOVE	0.3%	-

FRESH TEA ARRIVALS: (IN PKGS.)

YEAR	SALE NO	CLOSED ON	SALE DATE	CTC	ORTH	GREEN	DUST	TOTAL
2021	06	21.01.20	10.02.21	12,024	X	X	1,641	13,665
2020	06	20.12.19	05.02.20	79,221	X	X	10,803	90,024
2021	07	28.01.20	17.02.21	4,355	X	X	776	5,131
2020	07	22.01.20	12.02.20	71,281	X	X	11,842	83,123

CUMULATIVE FRESH TEA ARRIVALS (IN PACKAGE)
SEASON 2020-2021 SALE NO. 14/2020 To 07/2021 – 44,06,594 PACKAGES
SEASON 2019-2020 SALE NO. 14/2019 To 07/2020 – 48,30,296 PACKAGES
OFFERINGS: FRESH + REPRINT

YEAR	SALE NO	CLOSED ON	SALE DATE	CTC	ORTH	GREEN	DUST	TOTAL
2021	06	21.01.20	10.02.21	26,081	X	X	3,990	30,071
2020	06	20.12.19	05.02.20	1, 04,680	11	X	13,120	1,17,811
2021	07	28.01.20	17.02.21	12,850	X	X	2,133	14,983
2020	07	22.01.20	12.02.20	94,805	X	X	15,105	1,09,910

DATE WISE ARRIVAL

DATE	2020/21	2019/20
01/02	307	5,800
02/02	332	Sunday
03/02	59	290
04/02	183	15

05.02.2021



Secretary



SILIGURI TEA AUCTION COMMITTEE

MALLAGURI | P.O. PRADHANNAGAR | SILIGURI-734 003 | DIST. DARJEELING

TEA MARKET REPORT

SALE NO -06

SALE DATE 10.02.2021

OFFERING: CTC:26,081 Pkgs, DUST 3,990 Pkgs, TOTAL: 30,071 Pkgs

LEAF: GOOD DEMAND.

GOOD LIQUORING TEAS WERE STEADY. OTHERS IRREGULARLY EASIER

INTERNAL BUYERS WERE THE MAIN STAY IN THE MARKET,PACKETEERS SELECTIVE.

DUST: GOOD DEMAND.

INTERNAL BUYERS WERE THE MAINSTAY IN THE MARKET.

* [Please visit STAC web portal 'www.siliguriteaauctioncenter.com' for post auction report of Seller wise and grade wise quantity sold and average price of current sale.]

SILIGURI SALES - QUANTITY AND AVERAGE PRICES

PROVISIONALSALE 06/ 2021

Held on 3rd February, 2021

SALE 06/2020

held on 05th February,2020

CATEGORY	Sold qty.(kg)	AVG.	Last week Sale-05	Sold qty.(kg)	AVG.	Last week Sale-05
CTC	744,696.6	153.90	149.59	2,479,530.4	99.44	104.80
ORTH	X	X	X	X	X	X
DARJ	X	X	X	X	X	X
GREEN	X	X	X	X	X	X
DUST	128,787.8	138.96	143.04	321,550.6	105.38	112.45
TOTAL	873,484.8	151.70	148.68	2,801,081.0	100.12	105.55

OFFER QTY

SOLD QTY

YEAR	CATEGORY	KGS	KGS	Sold %	Avg Price
2021	LEAF:	840,284	744,697	89%	153.90
	DUST:	135,823	128,788	95%	138.96
	TOTAL:	976,107	873,485	89%	151.70
2020	LEAF:	3,319,022	2,479,530	75%	99.44
	DUST:	438,484	321,551	73%	105.38
	TOTAL:	3,757,506	2,801,081	74%	100.12

SALE06/2021 (BUYING)	Qty (in kgs)	Percentage Buying	
		This week	Last week
EXPORT	4,674	0.5 %	5 %
HUL	0	0	5 %
TGBL	1,540	0.2 %	3 %
LOCAL PAKETEERS	10,700	1.3 %	6 %
OTHER PAKETEERS	108,945	12%	4 %
OTHER	747,626	86%	77 %
TOTAL	873,485	100 %	100 %

PRICE RANGE - SALE06	2021	2020
UP TO 199/=	91%	99%
200/ TO 239/=	5%	1%
240/= TO 279/=	4%	-
280/= AND ABOVE	0.3%	-

FRESH TEA ARRIVALS: (IN PKGS.)

YEAR	SALE NO	CLOSED ON	SALE DATE	CTC	ORTH	GREEN	DUST	TOTAL
2021	07	28.01.20	17.02.21	4,355	X	X	776	5,131
2020	07	22.01.20	12.02.20	71,281	X	X	11,842	83,123
2021	08	D	R	O	P	P	E	D
2020	08	31.01.20	19.02.20	8,589	X	X	958	9,547

CUMULATIVE FRESH TEA ARRIVALS (IN PACKAGE)
SEASON 2020-2021 SALE NO. 14/2020 To 08/2021 – 44,06,594 PACKAGES
SEASON 2019-2020 SALE NO. 14/2019 To 08/2020 – 48,39,843 PACKAGES
OFFERINGS: FRESH + REPRINT

YEAR	SALE NO	CLOSED ON	SALE DATE	CTC	ORTH	GREEN	DUST	TOTAL
2021	07	28.01.20	17.02.21	12,850	X	X	2,133	14,983
2020	07	22.01.20	12.02.20	94,805	X	X	15,105	1,09,910
2021	08	D	R	O	P	P	E	D
2020	08	31.01.20	19.02.20	38,418	X	X	3,061	41,479

DATE WISE ARRIVAL

DATE	2020/21	2019/20
05/02	Nil	251
06/02	30	77
07/02	Sunday	435
08/02	104	nil
09/02	114	Sunday
10/02	480	34
11/02	550	nil
12/02	Nil	50
13/02	45	480
14/02	Sunday	30
15/02	50	482

15.02.2021



Secretary



SILIGURI TEA AUCTION COMMITTEE

MALLAGURI | P.O. PRADHANNAGAR | SILIGURI-734 003 | DIST. DARJEELING

TEA MARKET REPORT

SALE NO -07

SALE DATE 17.02.2021

OFFERING: CTC:12,850 Pkgs, DUST 2,133 Pkgs, TOTAL: 14,983 Pkgs

LEAF: GOOD DEMAND.

GOOD LIQUORING TEAS WERE STEADY. OTHERS IRREGULARLY EASIER

INTERNAL BUYERS WERE THE MAIN STAY IN THE MARKET,PACKETEERS SELECTIVE.

DUST: GOOD DEMAND.

INTERNAL BUYERS WERE THE MAINSTAY IN THE MARKET.

* [Please visit STAC web portal 'www.siliguriteaauctioncenter.com' for post auction report of Seller wise and grade wise quantity sold and average price of current sale.]

SILIGURI SALES - QUANTITY AND AVERAGE PRICES

PROVISIONALSALE 07/ 2021

SALE 07 /2020

Held on 10th February, 2021

held on 12th February,2020

CATEGORY	Sold qty.(kg)	AVG.	Last week Sale-06	Sold qty.(kg)	AVG.	Last week Sale-06
CTC	400,735.8	151.33	153.90	2,054,667.0	97.69	104.80
ORTH	X	X	X	X	X	X
DARJ	X	X	X	X	X	X
GREEN	X	X	X	X	X	X
DUST	64,791.5	147.51	138.96	344,656.8	97.84	112.45
TOTAL	465,527.3	150.80	151.70	2,399,323.8	97.71	105.55

OFFER QTY

SOLD QTY

YEAR	CATEGORY	KGS	KGS	Sold %	Avg Price
2021	LEAF:	419,496	400,736	95%	151.33
	DUST:	72,243	64,791	90%	147.51
	TOTAL:	491,739	465,527	95%	150.80
2020	LEAF:	2,922,654	2,054,667	70%	97.69
	DUST:	493,694	344,657	70%	97.84
	TOTAL:	3,416,348	2,399,324	70%	97.71

SALE07/2021 (BUYING)	Qty (in kgs)	Percentage Buying	
		This week	Last week
EXPORT	3,748	1 %	0.5 %
HUL	0	0	0
TGBL	0	0	0.2 %
LOCAL PACKETEERS	0	0	1.3 %
OTHER PACKETEERS	43,550	9%	12 %
OTHER	418,229	90%	86 %
TOTAL	465,527	100 %	100 %

PRICE RANGE - SALE07	2021	2020
UP TO 199/=	93%	99%
200/ TO 239/=	5%	1%
240/= TO 279/=	2%	-
280/= AND ABOVE		-

FRESH TEA ARRIVALS: (IN PKGS.)

YEAR	SALE NO	CLOSED ON	SALE DATE	CTC	ORTH	GREEN	DUST	TOTAL
2021	08	D	R	O	P	P	E	D
2020	08	31.01.20	19.02.20	8,589	X	X	958	9,547
2021	09	D	R	O	P	P	E	D
2020	09	D	R	O	P	P	E	D

CUMULATIVE FRESH TEA ARRIVALS (IN PACKAGE)
SEASON 2020-2021 SALE NO. 14/2020 To 08/2021 – 44,06,594 PACKAGES
SEASON 2019-2020 SALE NO. 14/2019 To 08/2020 – 48,39,843 PACKAGES
OFFERINGS: FRESH + REPRINT

YEAR	SALE NO	CLOSED ON	SALE DATE	CTC	ORTH	GREEN	DUST	TOTAL
2021	08	D	R	O	P	P	E	D
2020	08	31.01.20	19.02.20	38,418	X	X	3,061	41,479
2021	09	D	R	O	P	P	E	D
2020	09	D	R	O	P	P	E	D

DATE WISE ARRIVAL

DATE	2020/21	2019/20
16/02	Holiday	Sunday
17/02	72	Nil
18/02	130	50
19/02	282	Nil
20/02	Nil	Nil
21/02	Sunday	813
22/02	72	328
23/02	109	Sunday
24/02	68	Nil
25/02	587	47
26/02	507	16
27/02	62	nil
28/02	330	383
01/03	330	240
02/03	591	Sunday
03/03	696	Nil

28.02.2021



Secretary



SILIGURI TEA AUCTION COMMITTEE

MALLAGURI | P.O. PRADHANNAGAR | SILIGURI-734 003 | DIST. DARJEELING

TEA MARKET REPORT

SALE NO -12

SALE DATE 24.03.2021

OFFERING: CTC:25,931 Pkgs, DUST 3,606 Pkgs, TOTAL: 29,537 Pkgs

LEAF: GOOD DEMAND.

NEW SEASON TEA WAS SOLD WELL. OTHERS IRREGULARLY EASIER

INTERNAL BUYERS WERE THE MAIN STAY IN THE MARKET,

DUST: GOOD DEMAND.

INTERNAL BUYERS WERE THE MAINSTAY IN THE MARKET.

* [Please visit STAC web portal 'www.siliguriteaauctioncenter.com' for post auction report of Seller wise and grade wise quantity sold and average price of current sale.]

SILIGURI SALES - QUANTITY AND AVERAGE PRICES

PROVISIONAL SALE 12/ 2021

SALE 13 /2020

Held on 24th March, 2021

held on 23rd March, 2020

CATEGORY	Sold qty.(kg)	AVG.	Last week Sale-07		Sold qty.(kg)	AVG.	Last week Sale-08
CTC	621,603.8	171.75	151.33		698,127.4	132.62	96.88
ORTH	X	X	X		X	X	X
DARJ	X	X	X		X	X	X
GREEN	X	X	X		X	X	X
DUST	95,347.1	152.26	147.51		118,454.0	111.17	93.44
TOTAL	716,950.9	169.16	150.80		816,518.4	129.50	96.62

OFFER QTY

SOLD QTY

YEAR	CATEGORY	KGS		KGS	Sold %	Avg Price
2021	LEAF:	828,028		621,604	75%	171.75
	DUST:	121,645		95,347	78%	152.26
	TOTAL:	949,673		716,951	75%	169.16
2020	LEAF:	771,027		698,127	90%	132.62
	DUST:	152,562		118,454	78%	111.17
	TOTAL:	923,589		816,518	88%	129.50

SALE12/2021 (BUYING)	Qty (in kgs)	Percentage Buying	
		This week	Last week
EXPORT	960	0.1 %	1%
HUL	0	0	0
TGBL	0	0	0
LOCAL PACKETEERS	29,009	4%	0
OTHER PACKETEERS	59,281	8%	9 %
OTHER	627,701	88%	90 %
TOTAL	716,951	100 %	100 %

PRICE RANGE	- SALE12	2021	2020
UP TO 199/=		74%	91%
200/ TO 239/=		7%	1%
240/= TO 279/=		8%	3%
280/= AND ABOVE		11%	5%

FRESH TEA ARRIVALS: (IN PKGS.)

YEAR	SALE NO	CLOSED ON	SALE DATE	CTC	ORTH	GREEN	DUST	TOTAL
2021	12	06.03.21	24.03.21	15,815	X	X	2,054	17,869
2020	12	D	R	O	P	P	E	D
2021	13	D	R	O	P	P	E	D
2020	13	05.03.20	25.03.20	8,120	X	X	1,349	9,469
2021	14	18.03.21	07.04.21	75,027	X	X	5,129	80,156
2021	14	14.03.20	20.04.20	14,276	X	X	1,113	15,389

CUMULATIVE FRESH TEA ARRIVALS (IN PACKAGE)
SEASON 2020-2021 SALE NO. 14/2020 To 12/2021 – 44,24,463 PACKAGES
SEASON 2019-2020 SALE NO. 14/2019 To 13/2020 – 48,58,051 PACKAGES
OFFERINGS: FRESH + REPRINT

YEAR	SALE NO	CLOSED ON	SALE DATE	CTC	ORTH	GREEN	DUST	TOTAL
2021	14	18.03.21	07.04.21	15,274			1,273	16,547
2021	14	14.03.20	20.04.20	15,274	X	X	1,273	16,547

DATE WISE ARRIVAL

DATE	2020/21	2019/20
06/03	Nil	5718
07/03	Sunday	910
08/03	476	Sunday
09/03	774	15
10/03	1,129	862
11/03	2,181	824
12/03	1,685	13,392
13/03	1,381	Sunday
14/03	Sunday	98
15/03	7,388	963
16/03	5,839	353
17/03	13,894	705
18/03	45,446	4,401
19/03	4,079	24,033
20/03	2,044	15
21/03	Sunday	862
22/03	7,090	nil
23/03	9,479	nil
24/03	12,581	nil
25/03	53,915	nil

26.03.2021



Secretary